
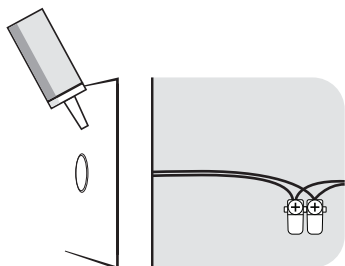


- 1** Drill 7/8" hole into desired fixture location.



- 2** Feed wires of the fixture through the 7/8" hole.



- 3** Mount and caulk the fixture into place, connect to homerun wire using ALOCs.

Included in the Package:

A 1 – ML45



B 10' of pre-connected #16-2 wire

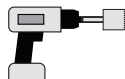


Additional Tools and Materials Needed:

ALOC Wire Connectors



Power Drill & 7/8" Drill Bit



Caulking

