



THICK - ROBUST - TEXTURED

Alliance proudly introduces our newest fixture family constructed of **sand cast bronze**, for applications where a **heavier, thicker** appearance is desired.

Engineered with our uncompromising commitment to quality and longevity, this new series boasts **high-grade materials**, rugged durability and hand-crafted details.

The extra-thick, **heavy-duty** construction stands up to extraordinary abuse, making it ideal for high traffic areas.



HSC-BL1
Accent / Uplight

- 6.5" length, 2.5" diameter
- Uses MR16 LED lamp
- 25' wire lead
- Convex shock-resistant glass lens



HSC-PL1
Area & Path Light

- 22" height, 7" diameter
- Uses G4 bi-pin LED lamp
- 25' wire lead
- Frosted lens provided



HSC-PL2
Area & Path Light

- 22" height, 7" diameter
- Uses G4 bi-pin LED lamp
- 25' wire lead
- Frosted lens provided

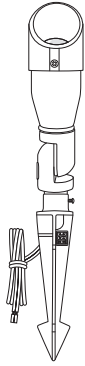


STAKE

All HSC fixtures include sand-cast bronze ground stake.

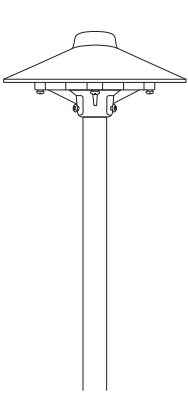
DID YOU KNOW?

Sand-casting bronze is a time-sensitive process requiring skilled artisans. Components are produced in small batches and hand-finished before being assembled into complete fixtures. Sand-cast bronze ages naturally, for a fixture that blends well in outdoor environments.

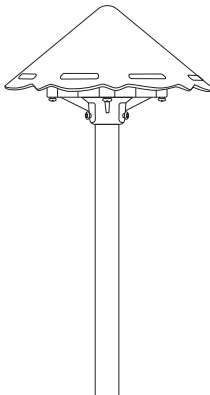


HSC-BL1

ACCENT / UP LIGHTS	
PART #	DESCRIPTION
HSC-BL1	Accent / Up Light, Heavy Sand-Cast Bronze, MR16 (Lamp Not Included), Solid Bronze Ground Stake, 25' Wire Lead



HSC-PL1



HSC-PL2

AREA & PATH	
PART #	DESCRIPTION
HSC-PL1	Area & Path Light, Heavy Sand-Cast Bronze, Bi-pin (Lamp Not Included), Solid Bronze Ground Stake, 25' Wire Lead
HSC-PL2	Area & Path Light, Heavy Sand-Cast Bronze, Bi-pin (Lamp Not Included), Solid Bronze Ground Stake, 25' Wire Lead

WARRANTY INFORMATION

ALLIANCE Outdoor Lighting warrants its products against defects in material and workmanship. Brass, copper, bronze fixtures: All have a lifetime warranty for all castings and housings. For full warranty information visit allianceoutdoorlighting.com/warranty