

ALLIANCE

OUTDOOR LIGHTING

2024 LIST PRICE GUIDE

Effective February 1, 2024
Prices and specifications subject to
change without notice.



Do More,
Do It Better

AllianceOutdoorLighting.com
1.888.285.4448

TABLE OF CONTENTS

ACCENT / UPLIGHTS	4
BL50	4
BL110	4
BL115	4
HSC-BL1	4
BL200	5
BL200-bt	5
BL205	5
BL900	5
BL900-bt	5
BL300	6
BL395-LED	6
BL400-bt	6
AREA & PATH	7
PL300	7
PL300-bt	7
PL600-LED	7
AL100	8
AL150	8
AL250	8
AL300	8
AL400	8
AL500	8
AL550	8
AL700	8
AL750	8
AL800	8
AL850	8
ALSTEM12	9
ALSTEM18	9
ALSTEM24	9
ALSTEMADJ	9
ALSTEM12-bt	9
ALSTEM18-bt	9
PL100	10
PL100-bt	10
HSC-PL1	10
PL200	11
PL250	11
BOLLARD100	12

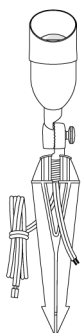
WALL WASH	13
FL50	13
FL50-bt	13
FL100	13
FL200	13
FL200-bt	13
DOWN LIGHTS	14
DL50	14
DL100	14
DL200	14
DL200-bt	14
HL100	15
HL100-bt	15
HL200	15
HL200-bt	15
IN-GROUND LIGHTS	16
WL100	16
WL200	16
WL300	16
CGWL01	17
CGWL02	17
WL400-bt	17
WL495-LED	17
GL100	18
GL100-bt	18
GL150	18
GL150-bt	18
GL160	19
GL160-bt	19
GL170	19
GL170-bt	19
GL180	20
GL180-bt	20
GL190	20
GL190-bt	20
GL300	21
GL300-bt	21
GL310	21
GL310-bt	21
GL350	22
GL350-bt	22

GL360	22
GL360-bt	22
GL370	23
GL370-bt	23
GL380	23
GL380-bt	23
GL390	24
GL390-bt	24
GL100-TOP	24
GL150-TOP	24
GL160-TOP	24
GL170-TOP	24
GL180-TOP	24
GL190-TOP	24
GL300-TOP	25
GL310-TOP	25
GL350-TOP	25
GL360-TOP	25
GL370-TOP	25
GL380-TOP	25
GL390-TOP	25
HARDSCAPE	26
SL100	26
SL150	26
SL25-LED	26
SL25-bt	26
SL35-LED	26
SL35-bt	26
SL26-LED	27
SL36-LED	27
SL200	27
SL300	27
SL65-LED	28
SL75-LED	28
SL85-LED	28
SL60-bt	28
SL70	28
SL70-bt	28
POST50	29
POST100	29
TAPE-LED-5FT	29
TAPE-LED-15FT	29
TAPE-LED-15FT-LL	29

TAPE-LED-30FT	29	GUTTERMOUNT	40	LBIPIN-LED-350lm	45
TAPE-SLV-3	29	L-ADAPTER	41	L3156-LED-200lm	45
WS100	30	T-ADAPTER	41	L3156-LED-250lm	45
WS200	30	A-LOC-50	41	L921T5-LED-200lm	45
WS350-bt	30	RISER6	41	LBA15S-LED-200lm	45
SPECIALTY	31	RISER12	41	LBA15D-LED-200lm	45
UL100	31	RISER18	41	MARKETING MATERIAL	46
UL100-50FT	31	RISERADJ	41	WARRANTY	47
UL100-bt	31	CGWL01-GRATE	41		
UL395-LED	31	CGWL02-TOP	41		
ML15-LED	32	HEXLOUVER-MR16	42		
ML25-LED	32	HEXLOUVER-PAR36	42		
ML35-LED	32	MR16LENS-FROSTED	42		
GOLF100	32	PAR36LENS-FROSTED	42		
GOLF50-bt	33	DEMO KITS	43		
TIKI	33	DEMOKIT-8	43		
ALSTEM60	33	DEMOKIT-8-bt	43		
POWER & CONTROL	34	LAMPS	44		
IT2-150	34	BT-ALLY-MR16	44		
IT2-300	34	BT-ALLY-PAR36	44		
XF150	34	BT-ALLY-G4	44		
XF300	34	LMR11-LED-4W-F	44		
XF600	34	LMR16-LED-4W-NS	44		
ITIMERPRO	35	LMR16-LED-4W-F	44		
ITIMERPRO-DUO	35	LMR16-LED-4W-WF	44		
PC	35	LMR16-LED-4W-250lm	44		
TIMER	35	LMR16-LED-4W-F-2700K	44		
TF150	36	LMR16-LED-5W-NS	44		
TF200	36	LMR16-LED-5W-F	44		
TF300	36	LMR16-LED-5W-WF	44		
CS100	36	LMR16-LED-5W-310lm	44		
CS150	36	LMR16-LED-5W-F-2700K	44		
BT SYSTEM	37	LMR16-LED-6W-F	44		
BTRE	37	LMR16-LED-6W-F-2700K	44		
BTRE-5PK	37	LPAR36-LED4W-F	45		
BTRE-SM	37	LPAR36-LED4W-WF	45		
BTRE-PLUGIN	37	LPAR36-LED8W-F	45		
ACCESSORIES	40	LPAR36-LED8W-WF	45		
TREE-MOUNT	40	LPAR36-LED10W-F	45		
STAKE-P1	40	LPAR36-LED10W-WF	45		
STAKE-P2	40	LPAR36-LED750LM	45		
PERMAPOST	40	LBIPIN-LED-200lm	45		
RMB	40	LBIPIN-LED-250lm	45		

ACCENT / UPLIGHTS

BL50

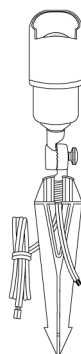


Part #	With No Lamp	Price \$	Finish	Price \$	With MR11 Lamp	Price \$
BL50		80.00	Standard (Aged Brass)	+0.00	-LED4W (175lm)	118.59

Description: Accent / Uplight, Cast Brass, Aged Brass Finish, MR11 Socket (Lamp Not Included), Slotted 8.5" Ground Stake, Double Wire Lead (18" & 25')

To add optional lamp, add the suffix noted to the base part number. Example: BL50-LED4W for a BL50 with a 4W lamp.

BL110 BL115



Part #	With No Lamp	Price \$	Finish Options	Price \$	With MR16 Lamp	Price \$
BL110		93.72	Standard (Aged Brass)	+0.00	-LED4W (250lm)	125.10
			-BLK (Black Overcoat)	+0.00	-LED5W (310lm)	
					-LED6W (410lm)	132.21

Description: Accent / Uplight, Cast Brass, Aged Brass Finish, MR16 Socket (Lamp Not Included), Slotted 8.5" Ground Stake, Double Wire Lead (18" & 25')

Part #	With No Lamp	Price \$	Finish	Price \$	With MR16 Lamp	Price \$
BL115		55.09	Standard (Aged Brass)	+0.00	-LED4W (250lm)	86.47
			-BLK (Black Overcoat)	+0.00	-LED5W (310lm)	
					-LED6W (410lm)	93.68

Description: Accent / Uplight, Cast Brass, Aged Brass Finish, MR16 Socket (Lamp Not Included), Slotted 8.5" Ground Stake, Wire Lead (36")

To add optional finish or lamp, add the suffixes noted to the base part number. Example: BL110-LED4W for a BL110 with a 4W lamp. For additional beam angles see the lamps page 44-45.

HSC-BL1

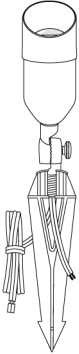


Part #	With No Lamp	Price \$	Finish	Price \$	With MR16 Lamp	Price \$
HSC-BL1		168.80	Sand-Cast Bronze	+0.00	-LED4W (250lm)	200.18
					-LED5W (310lm)	
					-LED6W (410lm)	207.39

Description: Accent / Uplight, Cast Bronze, Sand Cast Bronze, MR16 Socket (Lamp Not Included), Cast Bronze 8.5" Ground Stake, Wire Lead (25')

To add optional lamp, add the suffix noted to the base part number. Example: HSC-BL1-LED4W for a HSC-BL1 with a 4W lamp. For additional beam angles see the lamps page 44-45.

BL200 BL205



Part #	With No Lamp	Price \$	Finish Options	Price \$	With MR16 Lamp	Price \$
BL200		115.67	Standard (Aged Brass)	+0.00	-LED4W (250lm)	147.05
			-BLK (Black Overcoat)	+0.00	-LED5W (310lm)	
					-LED6W (410lm)	154.25

Description: Accent / Uplight, Cast Brass, Aged Brass Finish, MR16 Socket (Lamp Not Included), Slotted 8.5" Ground Stake, Double Wire Lead (18" & 25')

Part #	Price \$	With LED Module	Finish	Price \$
BL200-bt	217.68	Integrated bt Module (Bluetooth RGBW)	Standard (Aged Brass)	+0.00
			-BLK (Black Overcoat)	+0.00

Description: Accent / Uplight, Cast Brass, Aged Brass Finish, Integrated bt Module, Slotted 8.5" Ground Stake, Double Wire Lead (18" & 25')

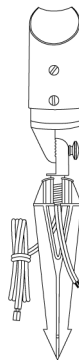
To add optional finish or lamp, add the suffixes noted to the base part number. Example: BL200-BLK-LED4W for a BL200 with black overcoat and a 4W lamp. For additional beam angles see the lamps page 44-45.

Part #	With No Lamp	Price \$	Finish	Price \$	With MR16 Lamp	Price \$
BL205		86.86	Standard (Aged Brass)	+0.00	-LED4W (250lm)	118.24
					-LED5W (310lm)	
					-LED6W (410lm)	125.44

Description: Accent / Uplight, Cast Brass, Aged Brass Finish, MR16 Socket (Lamp Not Included), Slotted 8.5" Ground Stake, Wire Lead (36")

To add optional finish or lamp, add the suffixes noted to the base part number. Example: BL205-LED4W for a BL205 with a 4W lamp. For additional beam angles see the lamps page 44-45.

BL900



Part #	With No Lamp	Price \$	Finish	Price \$	With MR16 Lamp	Price \$
BL900		98.87	Standard (Aged Brass)	+0.00	-LED4W (250lm)	130.25
					-LED5W (310lm)	
					-LED6W (410lm)	137.46

Description: Accent / Uplight, Cast Brass, Aged Brass Finish, MR16 Socket (Lamp Not Included), Slotted 8.5" Ground Stake, Double Wire Lead (18" & 25')

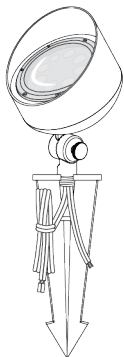
To add optional lamp, add the suffix noted to the base part number. Example: BL900-LED4W for a BL900 with a 4W lamp. For additional beam angles see the lamps page 44-45.

Part #	Price \$	With LED Module	Finish	Price \$
BL900-bt	225.09	Integrated bt Module (Bluetooth RGBW)	Standard (Aged Brass)	+0.00

Description: Accent / Uplight, Cast Brass, Aged Brass Finish, Integrated bt Module, Slotted 8.5" Ground Stake, Double Wire Lead (18" & 25')

ACCENT / UPLIGHTS

BL300

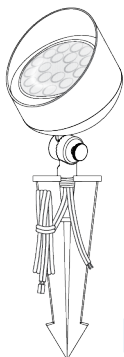


Part #	With No Lamp	Price \$	Finish Options	Price \$	With PAR36 Lamp	Price \$
BL300		150.96	Standard (Aged Brass)	+0.00	-LED4W (250lm)	238.04
			-BLK (Black Overcoat)	+0.00	-LED8W (300lm)	254.23
					-LED10W (400lm)	271.02
					-bt (Bluetooth RGBW)	320.51

Description: Accent / Uplight, Cast Brass, Aged Brass, Spade Connectors for LPAR36 (Lamp Not Included), Slotted 8.5" Large Ground Stake, Double Wire Lead (18" & 25')

To add optional finish or lamp, add the suffixes noted to the base part number. Example: BL300-BLK-LED4W for a BL300 with black overcoat and a 4W lamp. For additional beam angles see the lamps page 44-45.

BL395-LED BL400-bt



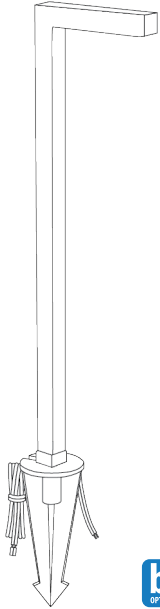
Part #	Price \$	With LED Module	Finish	Price \$
BL395-LED	246.68	Integrated 1,200 Lumen LED Module (3000k)	Standard (Aged Brass)	+0.00

Description: Accent / Uplight, Cast Brass, Aged Brass Finish, Integrated 1200 Lumen LED Included, Slotted 8.5" Large Ground Stake, Double Wire Lead (18" & 25')

Part #	Price \$	With LED Module	Finish	Price \$
BL400-bt	286.68	Integrated bt Module (Bluetooth RGBW)	Standard (Aged Brass)	+0.00

Description: Accent / Uplight, Cast Brass, Aged Brass Finish, Integrated bt Module Included, Slotted 8.5" Large Ground Stake, Double Wire Lead (18" & 25')

PL300



Part #	With No Lamp	Price \$	Finish Options	Price \$	With G4 Lamp	Price \$
PL300		98.13	Standard (Aged Brass)	+0.00	-LED (200lm)	123.24
			-BLK (Black Overcoat)	+0.00		

Description: Area & Path Light, Solid Brass, Aged Brass Finish, G4 Bi-Pin Socket (Lamp Not Included), Slotted 8.5" Large Ground Stake, Double Wire Lead (18" & 25')

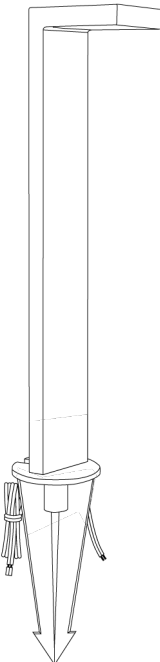
To add optional finish or lamp, add the suffixes noted to the base part number. Example: PL300-BLK-LED for a PL300 in black overcoat with the LBIPIN-LED-200lm lamp included.

Part #	Price \$	With LED Module	Finish Options	Price \$
PL300-bt	233.38	Integrated bt Module (Bluetooth RGBW)	Standard (Aged Brass)	+0.00
			-BLK (Black Overcoat)	+0.00

Description: Area & Path Light, Solid Brass, Aged Brass Finish, Integrated bt Module, Slotted 8.5" Large Ground Stake, Double Wire Lead (18" & 25')

To add optional finish or lamp, add the suffixes noted to the base part number. Example: PL300-bt-BLK for a PL300-bt in black overcoat.

PL600-LED



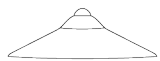
Part #	Price \$	With LED Module	Finish Options	Price \$
PL600-LED	232.38	Integrated LED Module (3000k)	Standard (Aged Brass)	+0.00
			-BLK (Black Overcoat)	+0.00

Description: Area & Path Light, Solid Brass, Aged Brass Finish, Integrated LED Module, Slotted 14" Giant Ground Stake, Double Wire Lead (18" & 25')

To add optional finish, add the suffixes noted to the base part number. Example: PL600-LED-BLK for a PL600-LED with a black overcoat.

AREA & PATH HATS

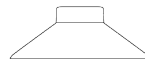
AL100



6.75"

Part #	Price \$	Finish Options
AL100	48.96	Standard (Aged Brass)
		-BLK (Black Overcoat)

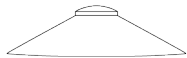
AL150



6.25"

Part #	Price \$	Finish Options
AL150	57.86	Standard (Aged Brass)
		-BLK (Black Overcoat)

AL250



7.75"

Part #	Price \$	Finish Options
AL250	64.97	Standard (Aged Brass)
		-BLK (Black Overcoat)

AL300



6.25"

Part #	Price \$	Finish
AL300	71.70	Standard (Aged Brass)

AL400



7.5"

Part #	Price \$	Finish
AL400	64.97	Standard (Aged Brass)

AL500



5"

Part #	Price \$	Finish
AL500	39.83	Standard (Aged Brass)

AL550



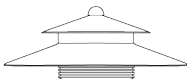
1.5"

Part #	Price \$	Finish Options
AL550	30.27	Standard (Aged Brass)
		-BLK (Black Overcoat)

Description: Area & Path Hat, Cast Brass, Aged Brass Finish, Includes Frosted and Clear Plastic Lenses with Rubber Gaskets

To add optional finish, add the suffix noted to the base part number. Example: AL550-BLK for a AL550 in black overcoat.

AL700



8.5"

Part #	Price \$	Finish
AL700	120.40	Standard (Aged Brass)

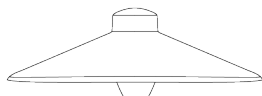
AL750



9"

Part #	Price \$	Finish
AL750	169.35	Standard (Aged Brass)

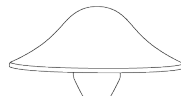
AL800



12"

Part #	Price \$	Finish
AL800	140.99	Standard (Aged Brass)

AL850



8"

Part #	Price \$	Finish
AL850	138.53	Standard (Aged Brass)

Description: Area & Path Hat, Cast Brass, Aged Brass Finish, Includes a Frosted Lens and Aged Brass Collar

Note: AL700, AL750, AL800, AL850 are not compatible with the ALSTEM12-BT or ALSTEM18-BT stems.

**ALSTEM12
ALSTEM18
ALSTEM24
ALSTEM60**



ALSTEMADJ



Part #	With No Lamp	Finish Options	With G4 Lamp	Price \$
ALSTEM12	86.00	Standard (Aged Brass) +0.00	-LED (200lm)	111.11
ALSTEM18	93.24	-BLK (Black Overcoat) +0.00	-LED (200lm)	118.35
ALSTEM24	114.24	Black Overcoat not available for ALSTEM24, ALSTEM60, & ALSTEMADJ	-LED (200lm)	139.35
ALSTEM60	249.22		-LED (200lm)	274.33
ALSTEMADJ	143.21		-LED (200lm)	168.32

Description: Area & Path Light Stem, Cast Brass, Aged Brass Finish, G4 Bi-Pin Socket (Lamp Not Included), Adjustable Collar, Slotted 8.5" Large Ground Stake, Double Wire Lead (18" & 25')

To add optional finish or lamp, add the suffixes noted to the base part number. Example: ALSTEM12-BLK-LED for a ALSTEM12 in black overcoat with the LBIPIN-LED-200lm lamp included.

ALSTEM60 pictured on page 30

**ALSTEM12-BT
ALSTEM18-BT**



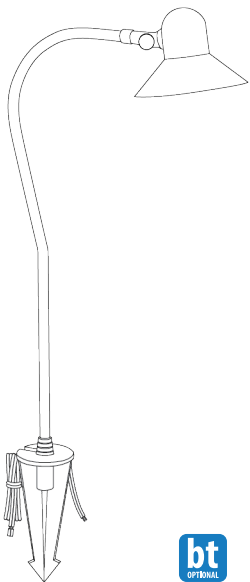
Part #	Price \$	With LED Module	Finish Options
ALSTEM12-bt	184.43	Integrated bt Module (Bluetooth RGBW)	Standard (Aged Brass) +0.00
ALSTEM18-bt	191.95		-BLK (Black Overcoat) +0.00

Description: Area & Path Light Stem, Cast Brass, Aged Brass Finish, Integrated bt Module, Adjustable Collar, Slotted 8.5" Large Ground Stake, Double Wire Lead (18" & 25')

To add optional finish, add the suffix noted to the base part number. Example: ALSTEM12-bt-BLK for a ALSTEM12-bt in black overcoat.

AREA & PATH

PL100



Part #	With No Lamp	Price \$	Finish Options	Price \$	With G4 Lamp	Price \$
PL100		155.50	Standard (Aged Brass)	+0.00	-LED (200lm)	180.61
			-BLK (Black Overcoat)	+0.00		


Description: Area & Path Light, Solid Brass, Aged Brass, G4 Bi-Pin Socket (Lamp Not Included), Slotted 8.5" Large Ground Stake, Double Wire Lead (18" & 25')

To add optional finish or lamp, add the suffixes noted to the base part number. Example: PL100-BLK-LED for a PL100 in black overcoat with the LBIPIN-LED-200lm lamp included.

Part #	Price \$	With LED Module	Finish Options	Price \$
PL100-bt	256.69	Integrated bt Module (Bluetooth RGBW)	Standard (Aged Brass)	+0.00
			-BLK (Black Overcoat)	+0.00

Description: Area & Path Light, Solid Brass, Aged Brass, Integrated bt Module, Slotted 8.5" Large Ground Stake, Double Wire Lead (18" & 25')

HSC-PL1




Part #	With No Lamp	Price \$	Finish	Price \$	With G4 Lamp	Price \$
HSC-PL1		211.11	Sand-Cast Bronze	+0.00	-LED (200lm)	236.22

Description: Area & Path Light, Cast Bronze, Sand Cast Bronze, G4 Bi-Pin Socket (Lamp Not Included), Cast Bronze 8.5" Ground Stake, Wire Lead (25')

To add optional lamp, add the suffix noted to the base part number. Example: HSC-PL1-LED for a HSC-PL1 with a LBIPIN-LED-200lm lamp included.

PL200

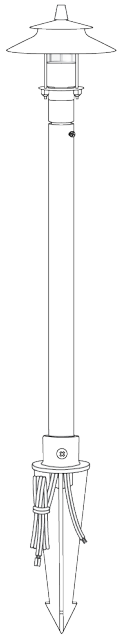


Part #	With No Lamp	Price \$	Finish	Price \$	With G4 Lamp	Price \$
PL200		170.28	Standard (Aged Brass)	+0.00	-LED (200lm)	195.39

Description: Area & Path Light, Solid Brass, Aged Brass Finish, Adjustable Stem, G4 Bi-Pin Socket (Lamp Not Included), Solid Brass Ground Stake, Double Wire Lead (18" & 25')

To add optional lamp, add the suffix noted to the base part number. Example: PL200-LED for a PL200 with the LBIPIN-LED-200lm lamp included.

PL250




Part #	With No Lamp	Price \$	Finish	Price \$	With G4 Lamp	Price \$
PL250		153.22	Standard (Aged Brass)	+0.00	-LED (200lm)	178.33

Description: Area & Path Light, Solid Brass, Aged Brass Finish, Adjustable Stem, G4 Bi-Pin Socket (Lamp Not Included), Solid Brass Ground Stake, Double Wire Lead (18" & 25')

To add optional lamp, add the suffix noted to the base part number. Example: PL250-LED for a PL250 with the LBIPIN-LED-200lm lamp included.

AREA & PATH

BOLLARD100

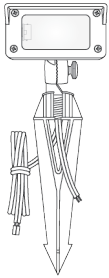


Part #	With No Lamp	Price \$	Finish Options	Price \$	With G4 Lamp	Price \$
BOLLARD100		353.09	Standard (Aged Brass)	+0.00	-LED (350lm)	378.20
			-BLK (Black Overcoat)	+0.00		

Description: Area & Path Light, Brass 3-Tier Cover and Louvers, Stainless Steel Post, Aged Brass Finish, G4 Bi-Pin Socket (Lamp Not Included), Aluminum Mounting Base, Three Anchor L-Bolts, Wire Lead (36")

To add optional finish or lamp, add the suffixes noted to the base part number. Example: BOLLARD100-BLK-LED for a BOLLARD100 in black overcoat with the LBIPIN-LED-350lm lamp included.

FL50



Part #	With No Lamp	Price \$	Finish	Price \$	With G4 Lamp	Price \$	Frosted Face Plate
FL50		108.23	Standard (Aged Brass)	+0.00	-LED (200lm) -LED250lm (250lm)	133.34	-FFP +0.00
			-BLK (Black Overcoat)	+0.00			

Description: Wall Wash Light, Cast Brass, Aged Brass, G4 Bi-Pin Socket (Lamp Not Included), Slotted 8.5" Ground Stake, Double Wire Lead (18" & 25')

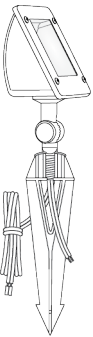
To add optional finish, lens, or lamp, add the suffixes noted to the base part number. Example: FL50-FFP-LED for a FL50 with the frosted face plate with the LBIPIN-LED-200lm lamp included.

Part #	Price \$	With LED Module	Finish Options	Price \$
FL50-bt	207.54	Integrated bt Module (Bluetooth RGBW)	Standard (Aged Brass)	+0.00
			-BLK (Black Overcoat)	+0.00

Description: Wall Wash Light, Cast Brass, Aged Brass Finish, Integrated bt Module, Slotted 8.5" Ground Stake, Double Wire Lead (18" & 25')

To add optional finish or lamp, add the suffixes noted to the base part number. Example: FL50-bt-BLK for a FL50-bt in black overcoat.

FL100

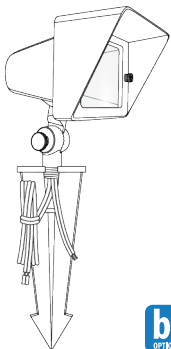


Part #	With No Lamp	Price \$	Finish	Price \$	With G4 Lamp	Price \$	Frosted Face Plate
FL100		116.29	Standard (Aged Brass)	+0.00	-LED (200lm) -LED250lm (250lm)	141.40	-FFP +0.00

Description: Wall Wash Light, Cast Brass, Aged Brass Finish, G4 Bi-Pin Socket (Lamp Not Included), Slotted 8.5" Ground Stake, Double Wire Lead (18" & 25')

To add optional finish, lens, or lamp, add the suffixes noted to the base part number. Example: F100-FFP-LED for a FL100 with the frosted face plate with the LBIPIN-LED-200lm lamp included.

FL200



Part #	With No Lamp	Price \$	Finish Options	Price \$	With MR16 Lamp	Price \$
FL200		206.58	Standard (Aged Brass)	+0.00	-LED4W (250lm) -LED5W (310lm)	237.96
			-BLK (Black Overcoat)	+0.00	-LED6W (410lm)	245.17

Description: Wall Wash Light, Cast Brass, Aged Brass Finish, Faceplate with Clear Lens, Optional Frosted Lens, MR16 Socket (Lamp Not Included), Slotted 8.5" Large Ground Stake, Double Wire Lead (18" & 25')

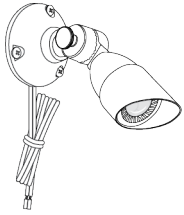
To add optional finish or lamp, add the suffixes noted to the base part number. Example: FL200-BLK-LED for a FL200 in black overcoat and a 4W lamp. For additional beam angles see the lamps page 44-45.

Part #	Price \$	With LED Module	Finish	Price \$
FL200-bt	343.40	Integrated bt Module (Bluetooth RGBW)	Standard (Aged Brass)	+0.00
			-BLK (Black Overcoat)	+0.00

Description: Wall Wash Light, Cast Brass, Aged Brass Finish, Integrated bt Module, Slotted 8.5" Large Ground Stake, Double Wire Lead (18" & 25')

DOWN LIGHTS

DL50

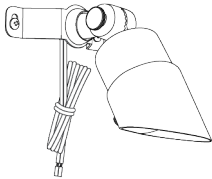


Part #	With No Lamp	Price \$	Finish	Price \$	With MR11 Lamp	Price \$
DL50		99.88	Standard (Aged Brass)	+0.00	-LED4W (175lm)	138.47

Description: Down Light, Cast Brass, Aged Brass Finish, MR11 Socket (Lamp Not Included), Round Canopy Mounting Base, Wire Lead (25')

To add optional lamp, add the suffix noted to the base part number. Example: DL50-LED4W for a DL50 with a 4W lamp.

DL100

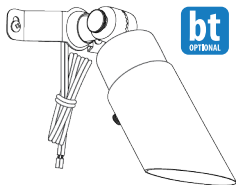


Part #	With No Lamp	Price \$	Finish	Price \$	With MR16 Lamp	Price \$
DL100		134.54	Standard (Aged Brass)	+0.00	-LED4W (250lm)	165.92
					-LED5W (310lm)	
					-LED6W (410lm)	173.13

Description: Down Light, Cast Brass, Aged Brass Finish, MR16 Socket (Lamp Not Included), Brass Tree-Mounted Bracket and Brass Nut, Wire Lead (25')

To add optional finish or lamp, add the suffixes noted to the base part number. Example: DL100-LED4W for a DL100 with a 4W lamp. For additional beam angles see the lamps page 44-45.

DL200



Part #	With No Lamp	Price \$	Finish Options	Price \$	With MR16 Lamp	Price \$
DL200		159.35	Standard (Aged Brass)	+0.00	-LED4W (250lm)	190.73
			-BLK (Black Overcoat)	+0.00	-LED5W (310lm)	
					-LED6W (410lm)	197.94

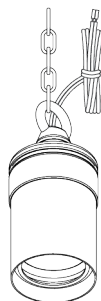
Description: Down Light, Cast Brass, Aged Brass Finish, MR16 Socket (Lamp Not Included), Brass Tree-Mounted Bracket and Brass Nut, Wire Lead (25')

To add optional finish or lamp, add the suffixes noted to the base part number. Example: DL200-BLK-LED4W for a DL200 with black overcoat and a 4W lamp. For additional beam angles see the lamps page 44-45.

Part #	Price \$	With LED Module	Finish	Price \$
DL200-bt	260.71	Integrated bt Module (Bluetooth RGBW)	Standard (Aged Brass)	+0.00
			-BLK (Black Overcoat)	

Description: Down Light, Cast Brass, Aged Brass Finish, Integrated bt Module, Brass Tree-Mounted Bracket and Brass Nut, Wire Lead (25')

HL100



Part #	With No Lamp	Price \$	Finish	Price \$	With MR16 Lamp	Price \$
HL100		135.34	Standard (Aged Brass)	+0.00	-LED4W (250lm)	166.73
					-LED5W (310lm)	
					-LED6W (410lm)	173.93

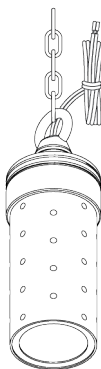
Description: Down Light, Cast Brass, Aged Brass Finish, MR16 Socket (Lamp Not Included), 18" Hanging Chain, Wire Lead (25')

To add optional lamp, add the suffixes noted to the base part number. Example: HL100-LED for a HL100 with a 4W lamp. For additional beam angles see the lamps page 44-45.

Part #	Price \$	With LED Module	Finish	Price \$
HL100-bt	235.74	Integrated bt Module (Bluetooth RGBW)	Standard (Aged Brass)	+0.00

Description: Down Light, Cast Brass, Aged Brass Finish, Integrated bt Module, 18" Hanging Chain, Wire Lead (25')

HL200



Part #	With No Lamp	Price \$	Finish	Price \$	With G4 Lamp	Price \$
HL200		138.33	Standard (Aged Brass)	+0.00	-LED (200lm)	163.44

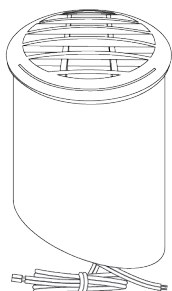
Description: Down Light, Cast Brass, Aged Brass Finish, G4 Bi-Pin Socket (Lamp Not Included), 18" Hanging Chain, Wire Lead (25')

To add optional lamp, add the suffixes noted to the base part number. Example: HL200-LED for a HL200 with the LBIPIN-LED-200lm lamp included..

Part #	Price \$	With LED Module	Finish	Price \$
HL200-bt	238.84	Integrated bt Module (Bluetooth RGBW)	Standard (Aged Brass)	+0.00

Description: Down Light, Cast Brass, Aged Brass Finish, Integrated bt Module, 18" Hanging Chain, Wire Lead (25')

WL100

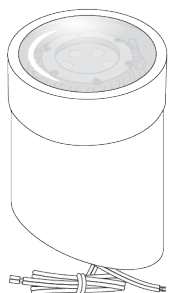


Part #	With No Lamp	Price \$	Finish	Price \$	With PAR36 Lamp	Price \$
WL100		88.70	Standard (Black)	+0.00	-LED4W (250lm)	175.78
					-LED8W (300lm)	191.97
					-LED10W (400lm)	208.76

Description: In-Ground Light, ABS Plastic Can, ABS Grated Lid, Spade Connectors for LPAR36 (Lamp Not Included), Double Wire Lead (18" & 25')

To add optional lamp, add the suffix noted to the base part number. Example: WL100-LED4W for a WL100 with a 4W lamp. For additional beam angles see the lamps page 44-45.

WL200

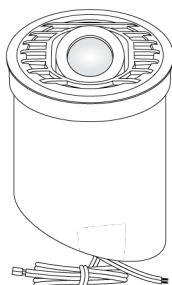


Part #	With No Lamp	Price \$	Finish	Price \$	With PAR36 Lamp	Price \$
WL200		111.66	Standard (Black)	+0.00	-LED4W (250lm)	198.74
					-LED8W (300lm)	214.93
					-LED10W (400lm)	231.72
					-bt (Bluetooth RGBW)	281.21

Description: In-Ground Light, ABS Plastic Can, Cast Brass Lid, Aged Brass Finish, Spade Connectors for LPAR36 (Lamp Not Included), Double Wire Lead (18" & 25')

To add optional lamp, add the suffix noted to the base part number. Example: WL200-LED4W for a WL200 with a 4W lamp. For additional beam angles see the lamps page 44-45.

WL300

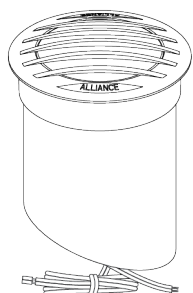


Part #	With No Lamp	Price \$	Finish	Price \$	With MR16 Lamp	Price \$
WL300		224.03	Standard (Aged Brass)	+0.00	-LED4W (250lm)	255.41
					-LED5W (310lm)	
					-LED6W (410lm)	262.61

Description: In-Ground Light, ABS Plastic Can, Cast Brass Lid, Aged Brass Finish, Aimable and Adjustable MR16 Socket (Lamp Not Included), Double Wire Lead (18" & 25')

To add optional lamp, add the suffix noted to the base part number. Example: WL300-LED4W for a WL300 with a 4W lamp. For additional beam angles see the lamps page 44-45.

CGWL01

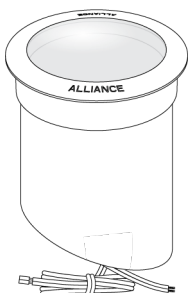


Part #	With No Lamp	Price \$	Finish Options	Price \$	With PAR36 Lamp	Price \$
CGWL01		178.57	Standard (Aged Brass)	+0.00	-LED4W (250lm)	265.65
			-BLK (Black Overcoat)	+0.00	-LED8W (300lm)	281.84
					-LED10W (400lm)	298.63

Description: In-Ground Light, ABS Plastic Can, Heavy Duty Brass Grated Lid, Aged Brass Finish, Spade Connectors for LPAR36 (Lamp Not Included), Double Wire Lead (18" & 25')

To add optional finish or lamp, add the suffixes noted to the base part number. Example: CGWL01-BLK-LED4W for a CGWL01 with black overcoat and a 4W lamp. For additional beam angles see the lamps page 44-45.

CGWL02

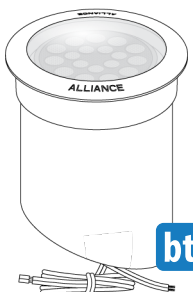


Part #	With No Lamp	Price \$	Finish Options	Price \$	With PAR36 Lamp	Price \$
CGWL02		178.57	Standard (Aged Brass)	+0.00	-LED4W (250lm)	265.65
			-BLK (Black Overcoat)	+0.00	-LED8W (300lm)	281.84
					-LED10W (400lm)	298.63

Description: In-Ground Light, ABS Plastic Can, Heavy Duty Brass Lid, Aged Brass Finish, Spade Connectors for LPAR36 (Lamp Not Included), Double Wire Lead (18" & 25')

To add optional finish or lamp, add the suffixes noted to the base part number. Example: CGWL02-BLK-LED4W for a CGWL02 with black overcoat and a 4W lamp. For additional beam angles see the lamps page 44-45.

WL400-bt

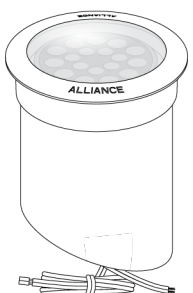


Part #	Price \$	With LED Module	Finish Options	Price \$
WL400-bt	272.27	Integrated bt Module (Bluetooth RGBW)	Standard (Aged Brass)	+0.00
			-BLK (Black Overcoat)	+0.00

Description: In-Ground Light, ABS Plastic Can, Cast Brass Lid, Aged Brass Finish, Integrated bt Module, Double Wire Lead (18" & 25')

To add optional finish, add the suffix noted to the base part number. Example: WL400-BT-BLK for a black overcoat.

WL495-LED

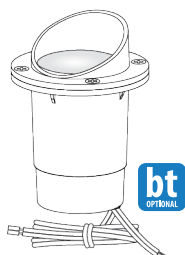


Part #	Price \$	With LED Module	Finish	Price \$
WL495-LED	246.68	Integrated 1,200 Lumen LED Module (3000k)	Standard (Aged Brass)	+0.00

In-Ground Light, ABS Plastic Can, Cast Brass Lid, Aged Brass Finish, Integrated 1200 Lumen LED Included, Double Wire Lead (18" & 25')

IN-GROUND

GL100



Part #	With No Lamp	Price \$	Finish Options	Price \$	With MR16 Lamp	Price \$
GL100		143.58	Standard (Aged Brass)	+0.00	-LED4W (250lm)	174.97
			-BLK (Black Overcoat)	+0.00	-LED5W (310lm)	
					-LED6W (410lm)	182.17

Description: In-Ground Light, Cast Brass, Shroud with Convex Lens, Aged Brass Finish, MR16 Socket (Lamp Not Included), 2.75" PVC Installation Sleeve, Double Wire Lead (18" & 25')

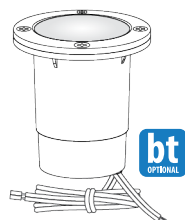
To add optional finish or finish or lamp, add the suffix noted to the base part number. Example: GL100-BLK-LED4W for a GL100 with a black overcoat and a 4W lamp. For additional beam angles see the lamps page 44-45.

Part #	Price \$	With LED Module	Finish Options	Price \$
GL100-bt	243.67	Integrated bt Module (Bluetooth RGBW)	Standard (Aged Brass)	+0.00
			-BLK (Black Overcoat)	+0.00

Description: In-Ground Light, Cast Brass, Shroud with Convex Lens, Aged Brass Finish, Integrated bt Module, 2.75" PVC Installation Sleeve, Double Wire Lead (18" & 25')

To add optional finish, add the suffix noted to the base part number. Example: GL100-BT-BLK for a GL100-BT with a black overcoat.

GL150



Part #	With No Lamp	Price \$	Finish Options	Price \$	With MR16 Lamp	Price \$
GL150		143.58	Standard (Aged Brass)	+0.00	-LED4W (250lm)	174.97
			-BLK (Black Overcoat)	+0.00	-LED5W (310lm)	
					-LED6W (410lm)	182.17

Description: In-Ground Light, Cast Brass, Flat Lid with Convex Lens, Aged Brass Finish, MR16 Socket (Lamp Not Included), 2.75" PVC Installation Sleeve, Double Wire Lead (18" & 25')

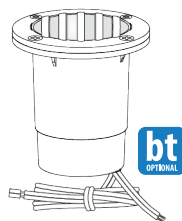
To add optional finish or lamp, add the suffix noted to the base part number. Example: GL150-BLK-LED4W for a GL150 with a black overcoat and a 4W lamp. For additional beam angles see the lamps page 44-45

Part #	Price \$	With LED Module	Finish Options	Price \$
GL150-bt	243.67	Integrated bt Module (Bluetooth RGBW)	Standard (Aged Brass)	+0.00
			-BLK (Black Overcoat)	+0.00

Description: In-Ground Light, Cast Brass, Flat Lid with Convex Lens, Aged Brass Finish, Integrated bt Module, 2.75" PVC Installation Sleeve, Double Wire Lead (18" & 25')

To add optional finish, add the suffix noted to the base part number. Example: GL150-BT-BLK for a GL150-BT with a black overcoat.

GL160



Part #	With No Lamp	Price \$	Finish Options	Price \$	With MR16 Lamp	Price \$
GL160		159.83	Standard (Aged Brass)	+0.00	-LED4W (250lm)	191.21
			-BLK (Black Overcoat)	+0.00	-LED5W (310lm)	
					-LED6W (410lm)	198.42

Description: In-Ground Light, Cast Brass, Grated Lid with Convex Lens, Aged Brass Finish, MR16 Socket (Lamp Not Included), 2.75" PVC Installation Sleeve, Double Wire Lead (18" & 25')

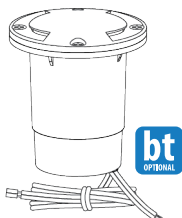
To add optional finish or lamp, add the suffix noted to the base part number. Example: GL160-BLK-LED4W for a GL160 with a black overcoat and a 4W lamp. For additional beam angles see the lamps page 44-45

Part #	Price \$	With LED Module	Finish Options	Price \$
GL160-bt	259.92	Integrated bt Module (Bluetooth RGBW)	Standard (Aged Brass)	+0.00
			-BLK (Black Overcoat)	+0.00

Description: In-Ground Light, Cast Brass, Grated Lid with Convex Lens, Aged Brass Finish, Integrated bt Module, 2.75" PVC Installation Sleeve, Double Wire Lead (18" & 25')

To add optional finish, add the suffix noted to the base part number. Example: GL160-BT-BLK for a GL160-BT with a black overcoat.

GL170



Part #	With No Lamp	Price \$	Finish Options	Price \$	With MR16 Lamp	Price \$
GL170		159.83	Standard (Aged Brass)	+0.00	-LED4W (250lm)	191.21
			-BLK (Black Overcoat)	+0.00	-LED5W (310lm)	
					-LED6W (410lm)	198.42

Description: In-Ground Light, Cast Brass, Opposing Sides Lid with Flat Lens, Aged Brass Finish, MR16 Socket (Lamp Not Included), 2.75" PVC Installation Sleeve, Double Wire Lead (18" & 25')

To add optional finish or lamp, add the suffix noted to the base part number. Example: GL170-BLK-LED4W for a GL170 with a black overcoat and a 4W lamp. For additional beam angles see the lamps page 44-45

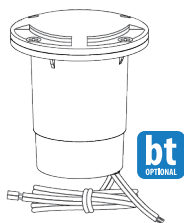
Part #	Price \$	With LED Module	Finish Options	Price \$
GL170-bt	259.92	Integrated bt Module (Bluetooth RGBW)	Standard (Aged Brass)	+0.00
			-BLK (Black Overcoat)	+0.00

Description: In-Ground Light, Cast Brass, Opposing Sides Lid with Flat Lens, Aged Brass Finish, Integrated bt Module, 2.75" PVC Installation Sleeve, Double Wire Lead (18" & 25')

To add optional finish, add the suffix noted to the base part number. Example: GL170-BT-BLK for a GL170-BT with a black overcoat.

IN-GROUND

GL180



Part #	With No Lamp	Price \$	Finish Options	Price \$	With MR16 Lamp	Price \$
GL180		159.83	Standard (Aged Brass)	+0.00	-LED4W (250lm)	191.21
			-BLK (Black Overcoat)	+0.00	-LED5W (310lm)	
					-LED6W (410lm)	198.42

Description: In-Ground Light, Cast Brass, 180° Output Lid With Flat Lens, Aged Brass Finish, MR16 Socket (Lamp Not Included), 2.75" PVC Installation Sleeve, Double Wire Lead (18" & 25')

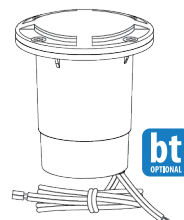
To add optional finish or lamp, add the suffix noted to the base part number. Example: GL180-BLK-LED4W for a GL180 with a black overcoat and a 4W lamp. For additional beam angles see the lamps page 44-45

Part #	Price \$	With LED Module	Finish Options	Price \$
GL180-bt	259.92	Integrated bt Module (Bluetooth RGBW)	Standard (Aged Brass)	+0.00
			-BLK (Black Overcoat)	+0.00

Description: In-Ground Light, Cast Brass, 180° Output Lid With Flat Lens, Aged Brass Finish, Integrated bt Module, 2.75" PVC Installation Sleeve, Double Wire Lead (18" & 25')

To add optional finish, add the suffix noted to the base part number. Example: GL180-BT-BLK for a GL180-BT with a black overcoat.

GL190



Part #	With No Lamp	Price \$	Finish Options	Price \$	With MR16 Lamp	Price \$
GL190		159.83	Standard (Aged Brass)	+0.00	-LED4W (250lm)	191.21
			-BLK (Black Overcoat)	+0.00	-LED5W (310lm)	
					-LED6W (410lm)	198.42

Description: In-Ground Light, Cast Brass, 360 Output Lid with Flat Lens, Aged Brass Finish, MR16 Socket (Lamp Not Included), 2.75" PVC Installation Sleeve, Double Wire Lead (18" & 25')

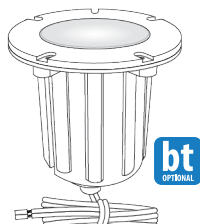
To add optional finish or lamp, add the suffix noted to the base part number. Example: GL190-BLK-LED4W for a GL190 with a black overcoat and a 4W lamp. For additional beam angles see the lamps page 44-45

Part #	Price \$	With LED Module	Finish Options	Price \$
GL190-bt	259.92	Integrated bt Module (Bluetooth RGBW)	Standard (Aged Brass)	+0.00
			-BLK (Black Overcoat)	+0.00

Description: In-Ground Light, Cast Brass, 360 Output Lid with Flat Lens, Aged Brass Finish, Integrated bt Module, 2.75" PVC Installation Sleeve, Double Wire Lead (18" & 25')

To add optional finish, add the suffix noted to the base part number. Example: GL190-BT-BLK for a GL190-BT with a black overcoat.

GL300



Part #	With No Lamp	Price \$	Finish Options	Price \$	With MR16 Lamp	Price \$
GL300		92.70	Standard (Aged Brass)	+0.00	-LED4W (250lm)	124.08
			-BLK (Black Overcoat)	+0.00	-LED5W (310lm)	
					-LED6W (410lm)	131.29

Description: In-Ground Light, ABS Composite Body, Cast Brass Flat Lid, Aged Brass Finish, MR16 Socket (Lamp Not Included), Wire Lead (60")


To add optional finish or lamp, add the suffix noted to the base part number. Example: GL300-BLK-LED4W for a GL300 with a black overcoat and a 4W lamp. For additional beam angles see the lamps page 44-45

Part #	Price \$	With LED Module	Finish Options	Price \$
GL300-bt	217.84	Integrated bt Module (Bluetooth RGBW)	Standard (Aged Brass)	+0.00
			-BLK (Black Overcoat)	+0.00

Description: In-Ground Light, ABS Composite Body, Cast Brass Flat Lid, Aged Brass Finish, Integrated bt Module, Wire Lead (60")

To add optional finish, add the suffix noted to the base part number. Example: GL300-BT-BLK for a GL300-BT with a black overcoat.

GL310



Part #	With No Lamp	Price \$	Finish Options	Price \$	With MR16 Lamp	Price \$
GL310		127.82	Standard (Aged Brass)	+0.00	-LED4W (250lm)	159.20
			-BLK (Black Overcoat)	+0.00	-LED5W (310lm)	
					-LED6W (410lm)	166.41

Description: In-Ground Light, Cast Brass 360 Pattern, ABS Composite Body, Aged Brass Finish, MR16 Socket (Lamp Not Included), Wire Lead (60")

To add optional finish or lamp, add the suffix noted to the base part number. Example: GL310-BLK-LED4W for a GL310 with a black overcoat and a 4W lamp. For additional beam angles see the lamps page 44-45

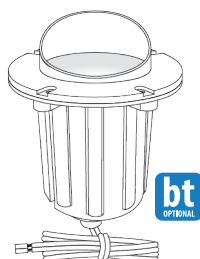
Part #	Price \$	With LED Module	Finish Options	Price \$
GL310-bt	252.96	Integrated bt Module (Bluetooth RGBW)	Standard (Aged Brass)	+0.00
			-BLK (Black Overcoat)	+0.00

Description: In-Ground Light, ABS Composite Body, Cast Brass Domed Lid, Aged Brass Finish, Integrated bt Module, Wire Lead (60")

To add optional finish, add the suffix noted to the base part number. Example: GL310-BT-BLK for a GL310-BT with a black overcoat.

IN-GROUND

GL350



Part #	With No Lamp	Price \$	Finish Options	Price \$	With MR16 Lamp	Price \$
GL350		118.54	Standard (Aged Brass)	+0.00	-LED4W (250lm)	149.92
			-BLK (Black Overcoat)	+0.00	-LED5W (310lm)	
					-LED6W (410lm)	157.12

Description: In-Ground Light, ABS Composite Body, Cast Brass Shrouded Lid with Clear Lens, Aged Brass Finish, MR16 Socket (Lamp Not Included), Wire Lead (60")


To add optional finish or lamp, add the suffix noted to the base part number. Example: GL350-BLK-LED4W for a GL350 with a black overcoat and a 4W lamp. For additional beam angles see the lamps page 44-45

Part #	Price \$	With LED Module	Finish Options	Price \$
GL350-bt	243.68	Integrated bt Module (Bluetooth RGBW)	Standard (Aged Brass)	+0.00
			-BLK (Black Overcoat)	+0.00

Description: In-Ground Light, ABS Composite Body, Cast Brass Shrouded Lid with Clear Lens, Aged Brass Finish, Integrated bt Module, Wire Lead (60")

To add optional finish, add the suffix noted to the base part number. Example: GL350-BT-BLK for a GL350-BT in black overcoat.

GL360



Part #	With No Lamp	Price \$	Finish Options	Price \$	With MR16 Lamp	Price \$
GL360		118.54	Standard (Aged Brass)	+0.00	-LED4W (250lm)	149.92
			-BLK (Black Overcoat)	+0.00	-LED5W (310lm)	
					-LED6W (410lm)	157.12

Description: In-Ground Light, ABS Composite Body, Cast Brass Grated Lid with Clear Lens, Aged Brass Finish, MR16 Socket (Lamp Not Included), Wire Lead (60")

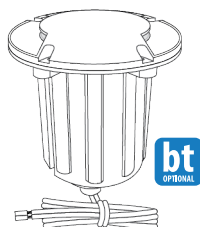
To add optional finish or lamp, add the suffix noted to the base part number. Example: GL360-BLK-LED4W for a GL360 with a black overcoat and a 4W lamp. For additional beam angles see the lamps page 44-45

Part #	Price \$	With LED Module	Finish Options	Price \$
GL360-bt	243.68	Integrated bt Module (Bluetooth RGBW)	Standard (Aged Brass)	+0.00
			-BLK (Black Overcoat)	+0.00

Description: In-Ground Light, ABS Composite Body, Cast Brass Grated Lid with Clear Lens, Aged Brass Finish, Integrated bt Module, Wire Lead (60")

To add optional finish, add the suffix noted to the base part number. Example: GL360-BT-BLK for a GL360-BT in black overcoat.

GL370



Part #	With No Lamp	Price \$	Finish Options	Price \$	With MR16 Lamp	Price \$
GL370		118.54	Standard (Aged Brass)	+0.00	-LED4W (250lm)	149.92
			-BLK (Black Overcoat)	+0.00	-LED5W (310lm)	
					-LED6W (410lm)	157.12

Description: In-Ground Light, ABS Composite Body, Cast Brass Opposing Sides Lid with Clear Lens, Aged Brass Finish, MR16 Socket (Lamp Not Included), Wire Lead (60")

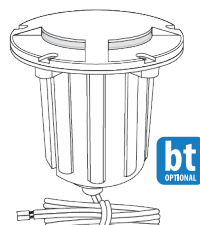
To add optional finish or lamp, add the suffix noted to the base part number. Example: GL370-BLK-LED4W for a GL370 with a black overcoat and a 4W lamp. For additional beam angles see the lamps page 44-45

Part #	Price \$	With LED Module	Finish Options	Price \$
GL370-bt	243.68	Integrated bt Module (Bluetooth RGBW)	Standard (Aged Brass)	+0.00
			-BLK (Black Overcoat)	+0.00

Description: In-Ground Light, ABS Composite Body, Cast Brass Opposing Sides Lid with Clear Lens, Aged Brass Finish, Integrated bt Module, Wire Lead (60")

To add optional finish, add the suffix noted to the base part number. Example: GL370-BT-BLK for a GL370-BT in black overcoat.

GL380



Part #	With No Lamp	Price \$	Finish Options	Price \$	With MR16 Lamp	Price \$
GL380		118.54	Standard (Aged Brass)	+0.00	-LED4W (250lm)	149.92
			-BLK (Black Overcoat)	+0.00	-LED5W (310lm)	
					-LED6W (410lm)	157.12

Description: In-Ground Light, ABS Composite Body, Cast Brass 180 Output with Clear Lens, Aged Brass Finish, MR16 Socket (Lamp Not Included), Wire Lead (60")

To add optional finish or lamp, add the suffix noted to the base part number. Example: GL380-BLK-LED4W for a GL380 with a black overcoat and a 4W lamp. For additional beam angles see the lamps page 44-45

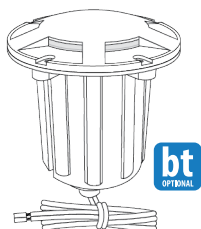
Part #	Price \$	With LED Module	Finish Options	Price \$
GL380-bt	243.68	Integrated bt Module (Bluetooth RGBW)	Standard (Aged Brass)	+0.00
			-BLK (Black Overcoat)	+0.00

Description: In-Ground Light, ABS Composite Body, Cast Brass 180 Output with Clear Lens, Aged Brass Finish, Integrated bt Module, Wire Lead (60")

To add optional finish, add the suffix noted to the base part number. Example: GL380-BT-BLK for a GL380-BT in black overcoat.

IN-GROUND TOPS

GL390



Part #	With No Lamp	Price \$	Finish Options	Price \$	With MR16 Lamp	Price \$
GL390		118.54	Standard (Aged Brass)	+0.00	-LED4W (250lm)	149.92
			-BLK (Black Overcoat)	+0.00	-LED5W (310lm)	
					-LED6W (410lm)	157.12

Description: In-Ground Light, ABS Composite Body, Cast Brass 360 Pattern, Aged Brass Finish, MR16 Socket (Lamp Not Included), Wire Lead (60")

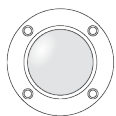
To add optional finish or lamp, add the suffix noted to the base part number. Example: GL390-BLK-LED4W for a GL390 with a black overcoat and a 4W lamp. For additional beam angles see the lamps page 44-45

Part #	Price \$	With LED Module	Finish Options	Price \$
GL390-bt	243.68	Integrated bt Module (Bluetooth RGBW)	Standard (Aged Brass)	+0.00
			-BLK (Black Overcoat)	+0.00

Description: In-Ground Light, ABS Composite Body, Cast Brass 360 Pattern, Aged Brass Finish, Integrated bt Module, Wire Lead (60")

To add optional finish, add the suffix noted to the base part number. Example: GL390-BT-BLK for a GL390-BT in black overcoat.

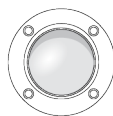
GL100-TOP



Part #	Finish Options	Price \$
GL100-TOP	Standard (Aged Brass)	15.75
	-BLK (Black Overcoat)	

In-Ground Light Top, Cast Brass Shrouded Open Convex Lens, Aged Brass Finish

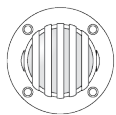
GL150-TOP



Part #	Finish Options	Price \$
GL150-TOP	Standard (Aged Brass)	15.75
	-BLK (Black Overcoat)	

In-Ground Light Top, Cast Brass Flat Lid and Body, Aged Brass Finish

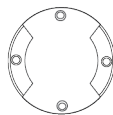
GL160-TOP



Part #	Finish Options	Price \$
GL160-TOP	Standard (Aged Brass)	32.00
	-BLK (Black Overcoat)	

In-Ground Light Top, Cast Brass Grate-Protected Convex Lens, Aged Brass Finish

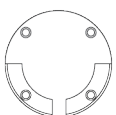
GL170-TOP



Part #	Finish Options	Price \$
GL170-TOP	Standard (Aged Brass)	32.00
	-BLK (Black Overcoat)	

In-Ground Light Top, Cast Brass Opposing Sides, Aged Brass Finish

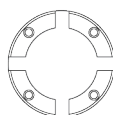
GL180-TOP



Part #	Finish Options	Price \$
GL180-TOP	Standard (Aged Brass)	32.00
	-BLK (Black Overcoat)	

In-Ground Light Top, Cast Brass 180° Pattern, Aged Brass Finish

GL190-TOP

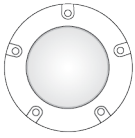


Part #	Finish Options	Price \$
GL190-TOP	Standard (Aged Brass)	32.00
	-BLK (Black Overcoat)	

In-Ground Light Top, Cast Brass 360° Pattern, Aged Brass Finish

To add optional finish, add the suffix noted to the base part number. Example: GL190-TOP-BLK for a black overcoat top.

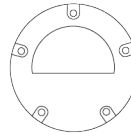
GL300-TOP



Part #	Finish Options	Price \$
GL300-TOP	Standard (Aged Brass)	25.82
	-BLK (Black Overcoat)	

In-Ground Light Top, Cast Brass Flat Lid, Aged Brass Finish

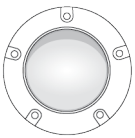
GL310-TOP



Part #	Finish Options	Price \$
GL310-TOP	Standard (Aged Brass)	60.94
	-BLK (Black Overcoat)	

In-Ground Light Top, Cast Brass Domed Half Lid, Aged Brass Finish

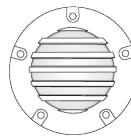
GL350-TOP



Part #	Finish Options	Price \$
GL350-TOP	Standard (Aged Brass)	51.66
	-BLK (Black Overcoat)	

In-Ground Light Top, Cast Brass Shrouded Open Convex Lens, Aged Brass Finish

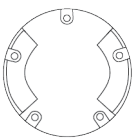
GL360-TOP



Part #	Finish Options	Price \$
GL360-TOP	Standard (Aged Brass)	51.66
	-BLK (Black Overcoat)	

In-Ground Light Top, Cast Brass Grate-Protected Convex Lens, Aged Brass Finish

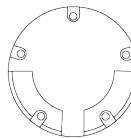
GL370-TOP



Part #	Finish Options	Price \$
GL370-TOP	Standard (Aged Brass)	51.66
	-BLK (Black Overcoat)	

In-Ground Light Top, Cast Brass Opposing Sides, Aged Brass Finish

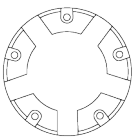
GL380-TOP



Part #	Finish Options	Price \$
GL380-TOP	Standard (Aged Brass)	51.66
	-BLK (Black Overcoat)	

In-Ground Light Top, Cast Brass 180° Pattern, Aged Brass Finish

GL390-TOP



Part #	Finish Options	Price \$
GL390-TOP	Standard (Aged Brass)	51.66
	-BLK (Black Overcoat)	

In-Ground Light Top, Cast Brass 360° Pattern, Aged Brass Finish

To add optional finish, add the suffix noted to the base part number. Example: GL390-TOP-BLK for black overcoat top.

SL100



Part #	With No Lamp	Price \$	Finish Options	Price \$	With G4 Lamp	Price \$
SL100		94.49	Standard (Aged Brass)	+0.00	-LED (200lm)	119.60
			-BLK (Black Overcoat)	+0.00		

Description: Hardscape Light, Cast Brass, 3.4" Diameter, Aged Brass Finish, G4 Bi-Pin Socket (Lamp Not Included), Mounting Base Plate, Wire Lead (25')

To add optional finish or lamp, add the suffixes noted to the base part number. Example: SL100-BLK-LED for a SL100 in black overcoat with the LBIPIN-LED-200lm lamp included.

SL150

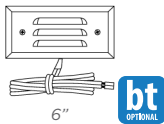


Part #	With No Lamp	Price \$	Finish Options	Price \$	With G4 Lamp	Price \$
SL150		84.73	Standard (Aged Brass)	+0.00	-LED (200lm)	109.85
			-BLK (Black Overcoat)	+0.00		

Description: Hardscape Light, Brass, 3.9" Width, Aged Brass Finish, G4 Bi-Pin Socket (Lamp Not Included), Mounting Base Plate, Wire Lead (25')

To add optional lamp, add the suffixes noted to the base part number. Example: SL150-LED for a SL150 with the LBIPIN-LED-200lm lamp included.

SL25-LED



Part #	Price \$	With LED Module	Finish Options	Price \$
SL25-LED	121.37	Integrated LED Module (2700k)	Standard (Aged Brass)	+0.00
			-BLK (Black Overcoat)	+0.00

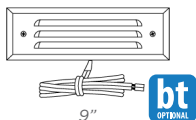
Description: Step Light, Brass Louvered Face Plate, 6" Width, Aged Brass Finish, Integrated LED Module, Surface Mounted, Wire Lead (25')

To add optional finish, add the suffixes noted to the base part number. Example: SL25-LED-BLK for a SL25-LED in black overcoat.

Part #	Price \$	With LED Module	Finish Options	Price \$
SL25-bt	221.22	Integrated bt Module (Bluetooth RGBW)	Standard (Aged Brass)	+0.00
			-BLK (Black Overcoat)	+0.00

Description: Step Light, Brass Louvered Face Plate, 6" Width, Aged Brass Finish, Integrated bt Module, Surface Mounted, Wire Lead (25')

SL35-LED



Part #	Price \$	With LED Module	Finish Options	Price \$
SL35-LED	158.58	Integrated LED Module (2700k)	Standard (Aged Brass)	+0.00
			-BLK (Black Overcoat)	+0.00

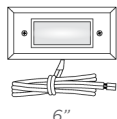
Description: Step Light, Brass Louvered Face Plate, 9" Width, Aged Brass Finish, Integrated LED Module, Surface Mounted, Wire Lead (25')

To add optional finish, add the suffixes noted to the base part number. Example: SL35-LED-BLK for a SL35-LED in black overcoat.

Part #	Price \$	With LED Module	Finish Options	Price \$
SL35-bt	259.92	Integrated bt Module (Bluetooth RGBW)	Standard (Aged Brass)	+0.00
			-BLK (Black Overcoat)	+0.00

Description: Step Light, Brass Louvered Face Plate, 9" Width, Aged Brass Finish, Integrated bt Module, Surface Mounted, Wire Lead (25')

SL26-LED

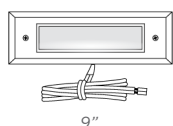


Part #	Price \$	With LED Module	Finish Options	Price \$
SL26-LED	121.37	Integrated LED Module (2700k)	Standard (Aged Brass)	+0.00
			-BLK (Black Overcoat)	+0.00

Description: Step Light, Brass Frosted Face Plate, 6" Width, Aged Brass Finish, Integrated LED Module, Surface Mounted, Wire Lead (25')

To add optional finish, add the suffixes noted to the base part number. Example: SL26-LED-BLK for a SL26-LED in black overcoat.

SL36-LED

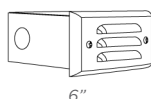


Part #	Price \$	With LED Module	Finish Options	Price \$
SL36-LED	158.58	Integrated LED Module (2700k)	Standard (Aged Brass)	+0.00
			-BLK (Black Overcoat)	+0.00

Description: Step Light, Brass Frosted Face Plate, 9" Width, Aged Brass Finish, Integrated LED Module, Surface Mounted, Wire Lead (25')

To add optional finish, add the suffixes noted to the base part number. Example: SL36-LED-BLK for a SL36-LED in black overcoat.

SL200

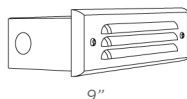


Part #	With No Lamp	Price \$	Finish	Price \$	With G4 Lamp	Price \$
SL200		95.83	Standard (Aged Brass)	+0.00	-LED (200lm)	120.95

Description: Step Light, Brass Louvered Face Plate, 6" Width, Aged Brass Finish, G4 Bi-Pin Socket (Lamp Not Included), Metal Junction Box, Wire Lead (25')

To add optional lamp, add the suffixes noted to the base part number. Example: SL200-LED for a SL200 with the LBIPIN-LED-200lm lamp included.

SL300

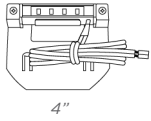


Part #	With No Lamp	Price \$	Finish	Price \$	With G4 Dual Lamps	Price \$
SL300		127.11	Standard (Aged Brass)	+0.00	-LED (200lm)	177.33

Description: Step Light, Brass Louvered Face Plate, 9" Width, Aged Brass Finish, Dual G4 Bi-Pin Sockets (Lamps Not Included), Metal Junction Box, Wire Lead (25')

To add optional lamp, add the suffixes noted to the base part number. Example: SL300-LED for a SL300 with two LBIPIN-LED-200lm lamps included.

SL65-LED

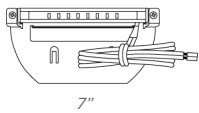


Part #	Price \$	With LED Module	Finish Options	Price \$
SL65-LED	84.16	Integrated LED Module (110lm)	Standard (Aged Brass)	+0.00
			-BLK (Black Overcoat)	+0.00

Description: Ledge Light, Cast Brass Housing, 4" Width, Aged Brass Finish, Integrated LED Module, Removable Mounting Plate, Wire Lead (10')

To add optional finish, add the suffixes noted to the base part number. Example: SL65-LED-BLK for a SL65-LED in black overcoat.

SL75-LED

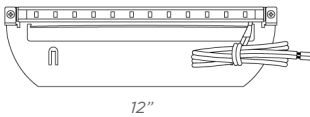


Part #	Price \$	With LED Module	Finish Options	Price \$
SL75-LED	101.33	Integrated LED Module (300lm)	Standard (Aged Brass)	+0.00
			-BLK (Black Overcoat)	+0.00

Description: Ledge Light, Cast Brass Housing, 7" Width, Aged Brass Finish, Integrated LED Module, Removable Mounting Plate, Wire Lead (10')

To add optional finish, add the suffixes noted to the base part number. Example: SL75-LED-BLK for a SL75-LED in black overcoat.

SL85-LED



Part #	Price \$	With LED Module	Finish Options	Price \$
SL85-LED	161.84	Integrated LED Module (380lm)	Standard (Aged Brass)	+0.00
			-BLK (Black Overcoat)	+0.00

Description: Ledge Light, Cast Brass Housing, 12" Width, Aged Brass Finish, Integrated LED Module, Removable Mounting Plate, Wire Lead (10')

SL60-bt



5"

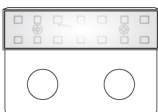


Part #	Price \$	With LED Module	Finish Options	Price \$
SL60-bt	176.58	Integrated bt Module (Bluetooth RGBW)	Standard (Aged Brass)	+0.00
			-BLK (Black Overcoat)	+0.00

Description: Ledge Light, Brass Body, 5" Width, Aged Brass Finish, Integrated bt Module, Surface Mounted, Wire Lead (25')

To add optional finish, add the suffix noted to the base part number. Example: SL60-BT-BLK for a SL60-BT in black overcoat.

SL70



5"



Part #	With No Lamp	Price \$	Finish Options	Price \$	With G4 Lamp	Price \$
SL70		78.45	Standard (Aged Brass)	+0.00	-LED (200lm)	103.57
			-BLK (Black Overcoat)	+0.00		

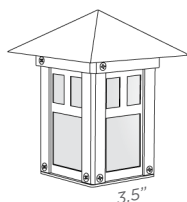
Description: Step Light, Brass Body and Flange, 5" Width, Aged Brass Finish, G4 Bi-Pin Socket (Lamp Not Included), Mounting Plate, Wire Lead (25')

To add optional lamp, add the suffix noted to the base part number. Example: SL70-BLK for a SL70 in black overcoat.

Part #	Price \$	With LED Module	Finish Options	Price \$
SL70-bt	176.58	Integrated bt Module (Bluetooth RGBW)	Standard (Aged Brass)	+0.00
			-BLK (Black Overcoat)	+0.00

Description: Step Light, Brass Body and Flange, 5" Width, Aged Brass Finish, Integrated bt Module, Mounting Plate, Wire Lead (25')

POST50

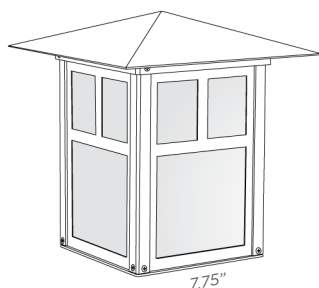


Part #	With No Lamp	Price \$	Finish	Price \$	With G4 Lamp	Price \$
POST50		116.38	Standard (Aged Brass)	+0.00	-LED (200lm)	141.49

Description: Post Light, Brass, Aged Brass Finish, G4 Bi-Pin Socket (Lamp Not Included), Mounting Base Plate, 3.5" Width, Wire Lead (25')

To add optional lamp, add the suffixes noted to the base part number. Example: POST50-LED for a POST50 with the LBIPIN-LED-200lm lamp included.

POST100



Part #	With No Lamp	Price \$	Finish	Price \$	With MR16 Lamp	Price \$
POST100		568.12	Standard (Aged Brass)	+0.00	-LED4W (250lm)	599.50
					-LED5W (310lm)	
					-LED6W (410lm)	606.71

Description: Post Light, Brass, Aged Brass Finish, MR16 Socket (Lamp Not Included), Mounting Base Plate, 7.75" Width, Wire Lead (25')

To add optional lamp, add the suffix noted to the base part number. Example: POST100-LED4W for a POST100 with a 4W lamp. For additional beam angles see the lamps page 44-45.

TAPE




Part #	Price \$	Product Length	Lumens
TAPE-LED-5FT	98.87	5'	350
TAPE-LED-15FT	296.59	15'	1,050
TAPE-LED-15FT-LL	296.59	15'	675
TAPE-LED-30FT	593.19	30'	2,100

Description: Hardscape LED Strip, Integrated LED Emitters, Mounted Directly to Surface, Wire Lead (10').

Part #	Price \$	Product Length	Construction
TAPE-SLV-3	6.53	3'	Aluminum

Description: Hardscape Accessory, Aluminum Tape Sleeve (3'), Mounted Directly to Surface, Frosted Lens Included

WS100




3"

Part #	With No Lamp	Price \$	Finish	Price \$	With G4 Dual Lamps	Price \$
WS100		100.78	Standard (Aged Brass)	+0.00	-LED (200lm)	151.01

Description: Wall Sconce Light, 3" Width, Brass, Aged Brass Finish, Dual G4 Bi-Pin Sockets (Lamp Not Included), Wire Lead (25')

To add optional lamp, add the suffixes noted to the base part number. Example: WS100-LED for a WS100 with two LBIPIN-LED-200lm lamps included.

WS200



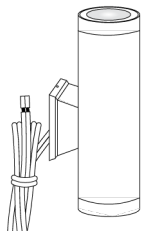
6"

Part #	With No Lamp	Price \$	Finish	Price \$	With G4 Dual Lamps	Price \$
WS200		159.14	Standard (Aged Brass)	+0.00	-LED (200lm)	209.36

Description: Wall Sconce Light, 6" Width, Brass, Aged Brass Finish, Dual G4 Bi-Pin Sockets (Lamp Not Included), Wire Lead (25')

To add optional lamp, add the suffixes noted to the base part number. Example: WS200-LED for a WS200 with two LBIPIN-LED-200lm lamps included.

WS350-bt

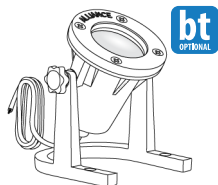


Part #	Price \$	With LED Module	Finish Options	Price \$
WS350-bt	285.00	Integrated bt Module (Bluetooth RGBW)	Standard (Aged Brass)	+0.00
			-BLK (Black Overcoat)	+0.00
			-WHT (White Overcoat)	+0.00

Description: Wall Sconce Light, Cast Brass, Aged Brass Finish, Integrated bt Module, Wire Lead (25')

To add optional finish, add the suffixes noted to the base part number. Example: WS350-BT-WHT for a WS350-BT in white overcoat.

UL100



Part #	With No Lamp	Price \$	Finish	Price \$	With MR16 Lamp	Price \$
UL100		212.45	Standard (Aged Brass)	+0.00	-LED4W (250lm)	243.84
					-LED5W (310lm)	
					-LED6W (410lm)	251.04

Description: Underwater Light, Solid Cast Brass, Aged Brass Finish, MR16 Socket (Lamp Not Included), Heavy Brass Base, Waterproof Wire Lead (25')

To add optional lamp, add the suffix noted to the base part number. Example: UL100-LED4W for a UL100 with a 4W lamp. For additional beam angles see the lamps page 44-45.

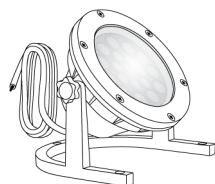
Part #	With No Lamp	Price \$	Finish	Price \$	With MR16 Lamp	Price \$
UL100-50FT		242.30	Standard (Aged Brass)	+0.00	-LED4W (250lm)	273.68
					-LED5W (310lm)	
					-LED6W (410lm)	280.89

Description: Underwater Light, Solid Cast Brass, Aged Brass Finish, MR16 Socket (Lamp Not Included), Heavy Brass Base, Waterproof Wire Lead (50')

Part #	Price \$	With LED Module	Finish	Price \$
UL100-bt	315.93	Integrated bt Module (Bluetooth RGBW)	Standard (Aged Brass)	+0.00

Description: Underwater Light, Solid Cast Brass, Aged Brass Finish, Integrated bt Module, Heavy Brass Base, Waterproof Wire Lead (25')

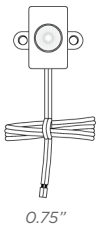
UL395-LED



Part #	Price \$	With LED Module	Finish	Price \$
UL395-LED	315.00	Integrated 1,200 Lumen LED Module (3000k)	Standard (Aged Brass)	+0.00

Description: Underwater Light, Solid Cast Brass, Aged Brass Finish, Integrated 1200 Lumen LED Included, Heavy Brass Base, Waterproof Wire Lead (25')

ML15-LED

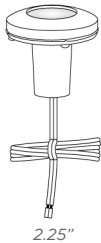


Part #	Price \$	With LED Module	Finish Options	Price \$
ML15-LED	46.07	Integrated LED Module (2900k)	Standard (Aged Brass)	+0.00
			-BLK (Black Overcoat)	+0.00

Description: Mini Light, Cast Brass, 0.75" Width, Aged Brass Finish, Integrated LED Module, 6" Stainless Steel Stake, Wire Lead (10')

To add optional finish, add the suffixes noted to the base part number. Example: ML15-LED-BLK for a ML15-LED in black overcoat.

ML25-LED



Part #	Price \$	With LED Module	Finish Options	Price \$
ML25-LED	52.96	Integrated LED Module (2900k)	Standard (Aged Brass)	+0.00
			-BLK (Black Overcoat)	+0.00

Description: Mini Light, Cast Brass, 2.25" Width, Aged Brass Finish, Integrated LED Module, 1" PVC Installation Sleeve, Wire Lead (10')

To add optional finish, add the suffixes noted to the base part number. Example: ML25-LED-BLK for a ML25-LED in black overcoat.

ML35-LED




Part #	Price \$	With LED Module	Finish Options	Price \$
ML35-LED	54.79	Integrated LED Module (2900k)	Standard (Aged Brass)	+0.00
			-BLK (Black Overcoat)	+0.00

Description: Mini Light, Cast Brass, 2.5" Width, Aged Brass Finish, Integrated LED Module, Wall Plate, Wire Lead (10')

To add optional finish, add the suffixes noted to the base part number. Example: ML35-LED-BLK for a ML35-LED in black overcoat.

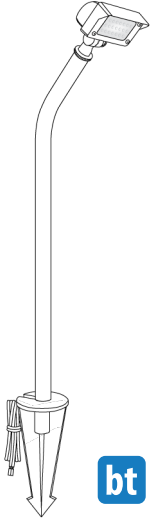
GOLF100



Part #	With No Lamp	Price \$	Finish	Price \$	With G4 Lamp	Price \$
GOLF100		206.72	Standard (Aged Brass)	+0.00	-LED (200lm)	231.84

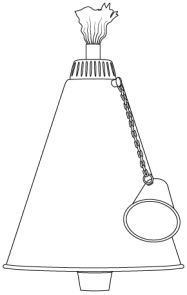
Description: Specialty Light, Solid Brass, Aged Brass Finish, 45 Degree Angled Brass Riser, G4 Bi-Pin Socket (Lamp Not Included), Wire Lead (25')

To add optional lamp, add the suffixes noted to the base part number. Example: GOLF100-LED for a GOLF100 with the LBIPIN-LED-200lm lamp included.

GOLF50-bt

Part #	Price \$	With LED Module	Finish	Price \$
GOLF50-bt	277.97	Integrated bt Module (Bluetooth RGBW)	Standard (Aged Brass)	+0.00

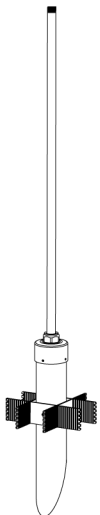
Description: Specialty Light, Solid Brass, Aged Brass Finish, 45 Degree Angled Brass Riser, Integrated bt Module, Wire Lead (25')

TIKI

Part #	Price \$	Finish	Type
TIKI	226.06	Standard (Aged Brass)	Area Light Hat
TIKI-WICK	23.93	n/a	5 Replacement TIKI Wicks

Description: Specialty Area Hat, Brass, Aged Brass Finish

Note: TIKI area light hat and ALSTEM60 sold separately.

ALSTEM60

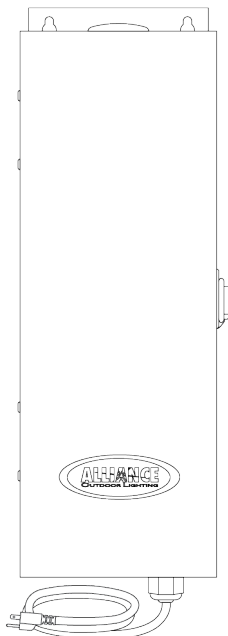
Part #	With No Lamp	Price \$	Finish	Price \$	With G4 Lamp	Price \$
ALSTEM60		249.22	Standard (Aged Brass)	+0.00	-LED (200lm)	274.33

Description: Area & Path Light, Cast Brass, Aged Brass Finish, G4 Bi-Pin Socket (Lamp Not Included), Permapost Stake, Double Wire Lead (18" & 25')

To add optional lamp, add the suffixes noted to the base part number. Example: ALSTEM60-LED for a ALSTEM60 with the LBIPIN-LED-200lm lamp included.

POWER & CONTROL

IT2-150 IT2-300



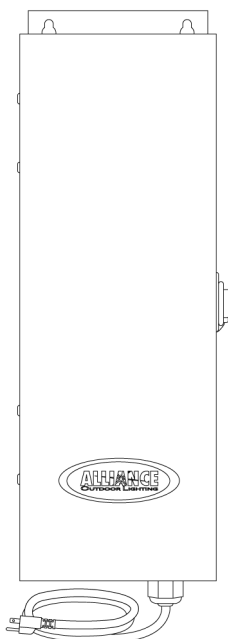
Part #	Price \$	Smart Transformer Power Capacity	Construction
IT2-150	519.74	150 Watts	Heavy Duty Stainless Steel

Description: Intelligent Transformer, 150 Watt, Heavy-Duty Stainless-Steel, 3 Taps (14v Each), 3 Common Terminals, Grounded Power Cord (5')

Part #	Price \$	Smart Transformer Power Capacity	Construction
IT2-300	590.36	300 Watts	Heavy Duty Stainless Steel

Description: Intelligent Transformer, 300 Watt, Heavy-Duty Stainless-Steel, 3 Taps (14v Each), 3 Common Terminals, Grounded Power Cord (5')

XF150 XF300 XF600



Part #	Price \$	Power Capacity	Construction	With iTimerPro	Price \$
XF150	348.96	150 Watts	Heavy Duty Stainless Steel	PRO	509.46

Description: Transformer, 150 Watt, Heavy-Duty Stainless-Steel, 4 Taps (12v, 13v, 14v, 15v), 1 Common Terminal, Grounded Power Cord (5')

Part #	Price \$	Power Capacity	Construction	With iTimerPro	Price \$
XF300	425.55	300 Watts	Heavy Duty Stainless Steel	PRO	586.05

Description: Transformer, 300 Watt, Heavy-Duty Stainless-Steel, 4 Taps (12v, 13v, 14v, 15v), 2 Common Terminals, Grounded Power Cord (5')

Part #	Price \$	Power Capacity	Construction	With iTimerPro	Price \$
XF600	778.78	600 Watts	Heavy Duty Stainless Steel	PRO	939.28

Description: Transformer, 600 Watt, Heavy-Duty Stainless-Steel, 6 Taps (12v, 13v, 14v, 15v, 16v, 17v, 18v), 2 Common Terminals, Grounded Power Cord (5')

To add iTimerPro and create an XF PRO pack, add the suffix noted to the base part number. Example: XF150PRO for an XF150 with an iTimerPro.

iTimerPro



Part #	Price \$	120 Volt, 15 Amp Outputs	Construction
ITIMERPRO	160.50	1 Output	Black ABS Plastic
ITIMERPRO-DUO	179.01	2 Outputs	Black ABS Plastic

Description: App-Based Timer Control, Indoor / Outdoor Use, Bluetooth-Based, Wall Mounted, Grounded Power Cord (32")

PC

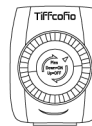


Part #	Price \$	Construction
PC	49.23	Plastic

Power & Control Accessory, Photocell, Provides Dusk-to-Dawn Control

Note: This photocell is adapted to fit the Alliance XF series transformers.

TIMER



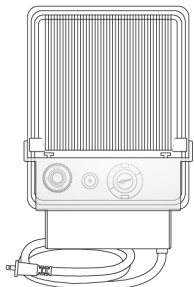
Part #	Price \$	Construction
TIMER	34.67	Plastic

Power & Control Accessory, Mechanical Timer, Plugs into Outlet in XF Transformer

Note: This TIMER is adapted to fit the Alliance XF series transformers.

POWER & CONTROL


TF150



Part #	Price \$	Power Capacity	Construction
TF150	131.44	150 Watts	Black ABS Plastic

Description: Transformer, 150 Watt, Plastic Housing, Tap (12v), On-Board Photocell and Timer, Grounded Power Cord (5')

TF200 TF300



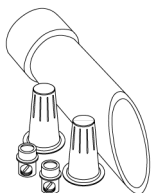
Part #	Price \$	Power Capacity	Construction
TF200	240.44	200 Watts	Heavy Duty Stainless Steel

Description: Transformer, 200 Watt, Stainless Steel, Tap (12v), On-Board Photocell and Digital Timer, Grounded Power Cord (5')

Part #	Price \$	Power Capacity	Construction
TF300	301.52	300 Watts	Heavy Duty Stainless Steel

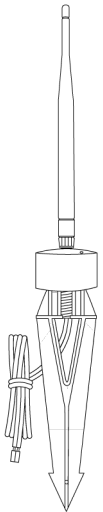
Description: Transformer, 300 Watt, Stainless Steel, 2 Taps (12v, 14v), 1 Common Terminal, On-Board Photocell and Digital Timer, Grounded Power Cord (5')

CS100 CS150



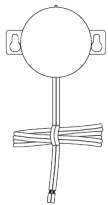
Part #	Price \$	Parts Included
CS100	20.88	ABS Plastic Cap, PVC Tube, 2 Brass Connectors, & 2 Pre-Greased Plastic Caps
CS150	8.45	2 Brass Connectors, & 2 Pre-Greased Plastic Caps

Description: Power & Control Accessory, PVC Housing, Buried Connection Point for Wiring

BTRE

Part #	Price \$	Operating Voltage	Construction
BTRE	49.39	10-14 Volts	Aged Brass Cap
BTRE-5PK	246.91		

Description: bt Systems Range Extender, Aged Brass Finish, External Antenna, LED Indicator Light, Slotted 8.5" Ground Stake, Wire Lead (5')

BTRE-SM

Part #	Price \$	Operating Voltage	Construction
BTRE-SM	49.39	10-14 Volts	Black ABS Plastic

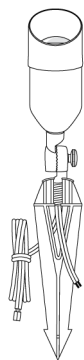
Description: bt Systems Surface Mounted Range Extender, LED Indicator Light, Mounting Ears for Attachment to Vertical Surfaces, Wire Lead (5')

BTRE-PLUGIN

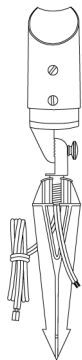
Part #	Price \$	Operating Voltage	Construction
BTRE-PLUGIN	55.81	120 Volts	White Plastic

Description: bt Systems Indoor Range Extender, White, LED Indicator Light, 120v Grounded Receptacle

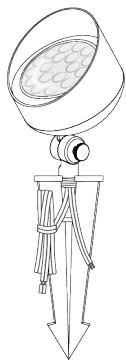
ACCENT / UPLIGHT



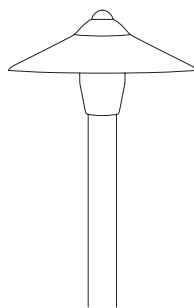
BL200-bt
PG 5



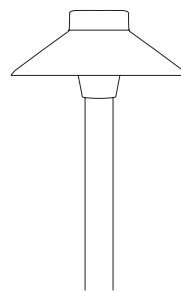
BL900-bt
PG 5



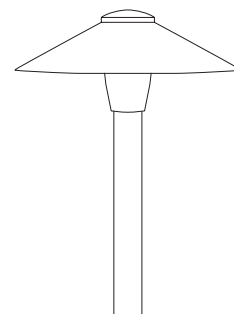
BL400-bt
PG 6



AL100
PG 8-9

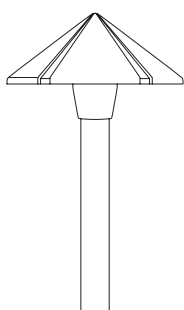


AL150
PG 8-9

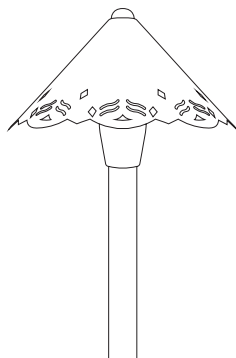


AL250
PG 8-9

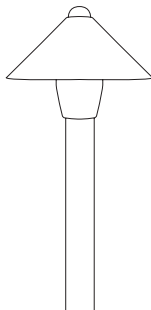
AREA & PATH



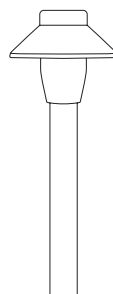
AL300
PG 8-9



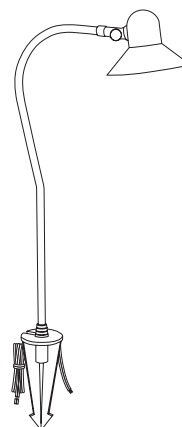
AL400
PG 8-9



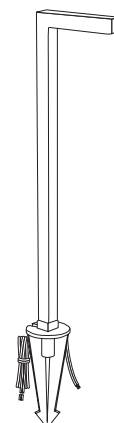
AL500
PG 8-9



AL550
PG 8-9



PL100-bt
PG 10

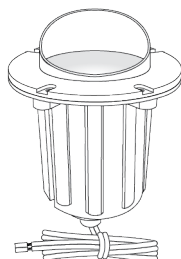


PL300-bt
PG 7

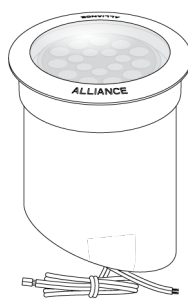
IN-GROUND



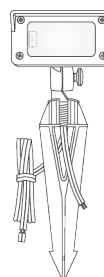
GL100 Series
PG 18-20



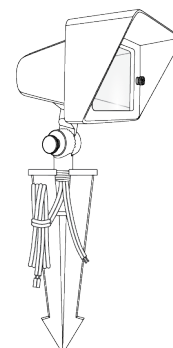
GL300 Series
PG 21-24



WL400-bt
PG 17



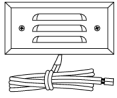
FL50-bt
PG 13



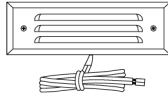
FL200-bt
PG 13

WALL WASH

HARDSCAPE



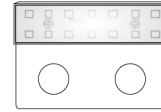
SL25-bt
PG 26



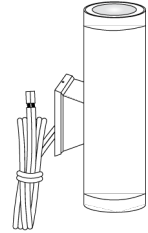
SL35-bt
PG 26



SL60-bt
PG 28

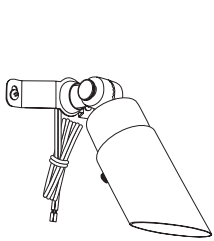


SL70-bt
PG 28



WS350-bt
PG 30

DOWN LIGHTS



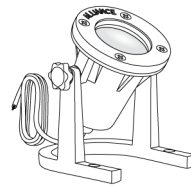
DL200-bt
PG 14



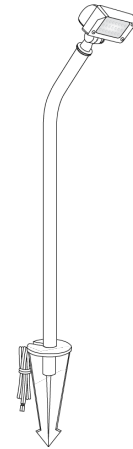
HL100-bt
PG 15



HL200-bt
PG 15



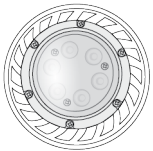
UL100-bt
PG 31



GOLF50-bt
PG 33

SPECIALTY

LAMPS



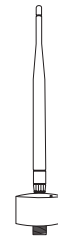
bt-ALLY-PAR36
PG 44



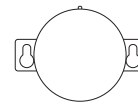
bt-ALLY-MR16
PG 44



bt-ALLY-G4
PG 44



BTRE
PG 37



BTRE-SM
PG 37



BTRE-PLUGIN
PG 37

BLUETOOTH RANGE EXTENDERS (BTRE)

On board BT system capability is available on a wide selection of Alliance fixtures covering every possible landscape lighting need. Pricing information for each component is on the page noted below the product number.

Download a copy of our BT System Installation Guide to plan the components needed for any installation.

FIXTURE ACCESSORIES

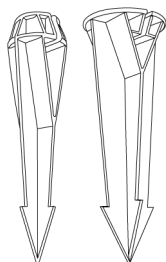
TREE-MOUNT



Part #	Price \$	Construction
TREE-MOUNT	37.04	Cast Aluminum

Description: Fixture Installation Accessory, Aluminum, Black Overcoat, 1/2" MPT, Junction Box Mount

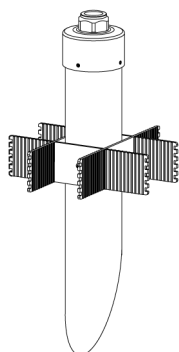
STAKE



Part #	Price \$	Construction	Color
STAKE-P1	3.52	PVC Plastic	Standard (Brown)
STAKE-P2	4.73		-BLK (Black)

Description: Fixture Installation Accessory, Standard 8.5" Plastic Stake, Accepts 1/2" MPT Fixture

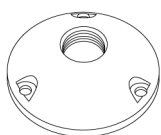
PERMAPOST



Part #	Price \$	Construction	Finish
PERMAPOST	103.91	Brass Locking Nut & Cap, PVC Plastic Body	Standard (Aged Brass)

Description: Fixture Installation Accessory, PVC Body, Brass Locking Nut and Cap, Aged Brass Finish, Deep Anchoring PermaPost Stake

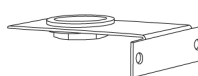
RMB



Part #	Price \$	Finish Options
RMB	22.97	Standard (Aged Brass)
		-BLK (Black Overcoat)

Fixture Installation Accessory, Solid Brass, Aged Brass Finish, 3" Round Mounting Base, Accepts 1/2" MPT Fixture

GUTTERMOUNT

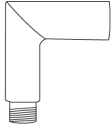


Part #	Price \$	Finish
GUTTERMOUNT	15.24	Standard (Aged Brass)

Fixture Installation Accessory, Solid Brass, Aged Brass Finish, 3.3" Length, Accepts 1/2" MPT Fixture

FIXTURE ACCESSORIES

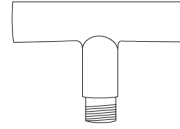
L-ADAPTER



Part #	Price \$	Finish
L-ADAPTER	24.78	Standard (Aged Brass)

Fixture Installation Accessory, Cast Brass, Aged Brass Finish, Paired with Riser to create Aimable Area Light, Accepts 1/2" MPT Fixture


T-ADAPTER



Part #	Price \$	Finish
T-ADAPTER	24.78	Standard (Aged Brass)

Fixture Installation Accessory, Cast Brass, Aged Brass Finish, Paired with Riser to create Dual-Head Accent Fixtures, Accepts 1/2" MPT Fixture

A-LOC-50



Part #	Price \$	Quantity	Construction
A-LOC-50	73.83	50 Pieces	Blue ABS Plastic

Description: Fixture Installation Accessory, Locking Waterproof Splice with Crimp Sleeve, Container of 50

RISER6 RISER12 RISER18



RISERADJ-BRASS



Part #	Price \$	Finish Options
RISER6	21.11	Standard (Aged Brass) +0.00
RISER12	32.39	-BLK (Black Overcoat) +0.00
RISER18	41.21	Black Overcoat not available for RISERADJ
RISERADJ	87.35	

Description: Fixture Installation Accessory, Solid Brass, Aged Brass Finish, Fixed Riser, Accepts 1/2" MPT Fixture

To add optional finish, add the suffixes noted to the base part number. Example: RISER12-BLK for a RISER12 in black overcoat.

CGWL01-GRATE



Part #	Price \$	Finish Options	Price \$
CGWL01-GRATE	83.86	Standard (Aged Brass)	+0.00
		-BLK (Black Overcoat)	+0.00

Description: In-Ground Light Top, Heavy Duty Brass Grated Lid, Aged Brass Finish

CGWL02-TOP




Part #	Price \$	Finish Options	Price \$
CGWL02-TOP	83.86	Standard (Aged Brass)	+0.00
		-BLK (Black Overcoat)	+0.00

Description: In-Ground Light Top, Heavy Duty Brass Lid, Aged Brass Finish

FIXTURE ACCESSORIES


HEX LOUVERS



Part #	Price \$	Construction	Color
HEXLOUVER-MR16	4.49	Aluminum	Standard (Black)
HEXLOUVER-PAR36	7.00		

Description: Fixture Installation Accessory, Hex Louver, Aluminum, MR16 / PAR36 size, fits Alliance fixtures using a MR16 lamp / PAR36 lamp.

FROSTED LENS



Part #	Price \$	Construction
MR16LENS-FROSTED	3.07	Frosted Flat Glass Lens
PAR36LENS-FROSTED	5.76	

Description: Fixture Installation Accessory, Frosted Lens, Tempered Glass, MR-16 / PAR36 size, fits Alliance fixtures using a MR16 / PAR36 lamp.

DEMOKIT-8

Part #	Price \$	TF150 Transformer	BL200-LED	ALSTEM12-LED	AL100 Hats	Storage Case
DEMOKIT-8	1,326.44	1	6	2	2	1

Description: DEMOKIT, (6) BL200-LED4W, (2) ALSTEM12-LED, (2) AL100, (1) TF150, (2) Wire Splitters, (12) Extra Connectors, Storage Case

DEMOKIT-8-bt

Part #	Price \$	TF150 Transformer	BL200-bt	ALSTEM12-bt	AL100 Hats	BTRE	Storage Case
DEMOKIT-8-bt	1,953.69	1	6	2	2	1	1

Description: DEMOKIT, (6) BL200-BT, (2) ALSTEM12-BT, (2) AL100, (1) BTRE, (1) TF150, (2) Wire Splitters, (12) Extra Connectors, Storage Case

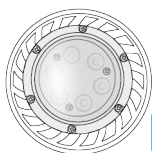
BT-ALLY-MR16



Part #	Price \$	Wattage	Beam Angle	Delivered Lumens	Color Temp.
BT-ALLY-MR16	86.42	2w - 4w	40° Flood	10 - 430 Lumens	Adjustable White 2700K-5000K or RGBW Presets or Custom

Description: MR16 RGBW CCT Lamp, bt System App-Controlled, 40 Degree Flood, 10 - 430 Lumens, 2700K - 4000K, White Base

BT-ALLY-PAR36



Part #	Price \$	Wattage	Beam Angle	Delivered Lumens	Color Temp.	Base Color
BT-ALLY-PAR36	169.55	2w - 7w	45° Flood	15 - 460 Lumens	Adjustable White 2700K-5000K or RGBW Presets or Custom	Red

Description: PAR36 RGBW CCT Lamp, bt System App-Controlled, 45 Degree Flood, 15 - 460 Lumens, 2700K - 4000K, Red Base

BT-ALLY-G4



Part #	Price \$	Wattage	Beam Angle	Delivered Lumens	Color Temp.	Base Color
BT-ALLY-G4	86.42	1w - 2.5w	360° Flood	10 - 250 Lumens	Adjustable White 2700K-5000K or RGBW Presets or Custom	White

Description: G4 RGBW CCT Lamp, bt System App-Controlled, 360 Degree Flood, 10 - 250 Lumens, 2700K - 4000K, White Base

MR11 LED



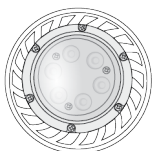
Part #	Price \$	Wattage	Delivered Lumens	Color Temp.	Beam Angle
LMR11-LED-4W-F	38.59	4W	175 Lumens	2900K	45° Flood

MR16 LED



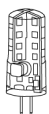
Part #	Price \$	Wattage	Beam Angle	Delivered Lumens	Color Temp.	Base Color
LMR16-LED-4W-NS	31.38	4w	Narrow Spot (15°)	250 Lumens	2900K	Black
*LMR16-LED-4W-F	31.38	4w	Flood (45°)	250 Lumens	2900K	Black
LMR16-LED-4W-WF	31.38	4w	Wide Flood (60°)	250 Lumens	2900K	Black
LMR16-LED-4W-250lm	31.38	4w	Flood (45°)	250 Lumens	2900K	Black
LMR16-LED-4W-2700K	31.38	4w	Flood (45°)	250 Lumens	2700K	Black
LMR16-LED-5W-NS	31.38	5w	Narrow Spot (15°)	310 Lumens	2900K	White
*LMR16-LED-5W-F	31.38	5w	Flood (45°)	310 Lumens	2900K	White
LMR16-LED-5W-WF	31.38	5w	Wide Flood (60°)	310 Lumens	2900K	White
LMR16-LED-5W-310lm	31.38	5w	Flood (45°)	310 Lumens	2900K	White
LMR16-LED-5W-2700K	31.38	5w	Flood (45°)	310 Lumens	2700K	White
*LMR16-LED-6W-F	38.59	6w	Flood (45°)	410 Lumens	2900K	Blue
LMR16-LED-6W-2700K	38.59	6w	Flood (45°)	410 Lumens	2700K	Blue

PAR36 LED



Part #	Price \$	Wattage	Beam Angle	Delivered Lumens	Color Temp.	Base Color
LPAR36-LED-4W-F	87.08	4w	Flood (20°)	250 Lumens	2800K	Gray
*LPAR36-LED-4W-WF	87.08	4w	Wide Flood (40°)	250 Lumens	2800K	Gray
LPAR36-LED-8W-F	103.27	8w	Flood (20°)	300 Lumens	2800K	Black
*LPAR36-LED-8W-WF	103.27	8w	Wide Flood (40°)	300 Lumens	2800K	Black
LPAR36-LED-10W-F	120.05	10w	Flood (30°)	400 Lumens	2800K	Blue
*LPAR36-LED-10W-WF	120.05	10w	Wide Flood (45°)	400 Lumens	2800K	Blue
LPAR36-LED750lm	120.05	10w	Flood (30°)	750 Lumens	2800K	Light Blue

G4 BIPIN LED



Part #	Price \$	Wattage	Beam Angle	Delivered Lumens	Color Temp.
*LBIPIN-LED-200lm	25.11	2.5w	Full (360°)	200 Lumens	2700K
LBIPIN-LED-250lm	25.11	3w	Full (360°)	250 Lumens	2700K
LBIPIN-LED-350lm	25.11	3.5w	Full (360°)	350 Lumens	2700K

3156 WEDGE LED



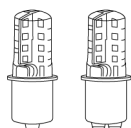
Part #	Price \$	Wattage	Beam Angle	Delivered Lumens	Color Temp.
L3156-LED-200lm	25.11	2.5w	Full (360°)	200 Lumens	2700K
L3156-LED-250lm	25.11	3w	Full (360°)	250 Lumens	2700K

T5 WEDGE LED



Part #	Price \$	Wattage	Beam Angle	Delivered Lumens	Color Temp.
L921T5-LED-200lm	25.11	2.5w	Full (360°)	200 Lumens	2700K

BAYONET LED



Part #	Price \$	Wattage	Beam Angle	Delivered Lumens	Color Temp.
LBA15S-LED-200lm (Single Contact)	25.11	2.5w	Full (360°)	200 Lumens	2700K
LBA15D-LED-200lm (Dual Contact)	25.11	2.5w	Full (360°)	200 Lumens	2700K

* = Standard lamp included when beam angle is not specified in part number.

MARKETING MATERIAL

Part #	Price \$	Description	Category	Quantity
MKT_CAT2024	+0.00	2024 Product Catalog	Catalog	10
MKT_AFPG2024	+0.00	2024 Accordion Fold Product Guide	Catalog	25
MKT_LPG2024	+0.00	2024 List Price Guide	Catalog	10
MKT_HTG2024	+0.00	2024 bt How-to Guide	Catalog	10
MKT_SEMBOOKLET	+0.00	2024 bt Training Handbook for Seminars	Catalog	10
MKT_BLKFYR	+0.00	Product Literature, Black Overcoat Fixture Product Sales Sheet	Literature	1
MKT_HSCFYR	+0.00	Product Literature, Heavy Sand-Cast Fixture Product Sales Sheet	Literature	1
MKT_IT2FYR	+0.00	Product Literature, it2 Transformer Product Sales Sheet	Literature	1
MKT_ALLYFYR	+0.00	Product Literature, bt-ALLY Series Product Sales Sheet	Literature	1
MKT_GOLFFYR	+0.00	Product Literature, GOLF50-bt Product Sales Sheet	Literature	1
MKT_DYK_REG-CARD	+0.00	Do You Know? (DYK) Registration Card, 4" Width, 2.5" Height	Literature	1
MKT_SHOWBAG	+0.00	Marketing Swag, 16" Width, 14" Height, Blue Tote Bag, Alliance Logo	Literature	1
MKT_CMAT_AB	+0.00	Counter Mat, 20" Width, 16" Height, Aged Brass Fixture Family	Point-of-Sale	1
MKT_CMAT_BLK	+0.00	Counter Mat, 20" Width, 16" Height, Black Overcoat Fixture Family	Point-of-Sale	1
MKT_CMAT_PC	+0.00	Counter Mat, 20" Width, 16" Height, Power and Control Solutions	Point-of-Sale	1
MKT_DIS-SF	+0.00	Product Display Bracket, Single Fixture, Aluminum Construction, 1 Pre-drilled hole (Accepts 1/2" MPT thread), Slat Wall Insert	Point-of-Sale	1
MKT_DIS-SW	+0.00	Counter Top Product Display, Wood Laminate Construction, 24" Width, 4" Height, 8" Depth, 5 Pre-drilled Staggered Holes (Accepts 1/2" MPT thread), Includes Slat Wall Brackets	Point-of-Sale	1
MKT_SWD-SIGN	+0.00	Signage, 13" Width, 3.5" Height, Aluminum Sign, Blue, Alliance Logo for Slat Wall Displays	Point-of-Sale	1
MKT_SIGN_AOL	+0.00	Signage, 18" Width, 6" Height, Aluminum Sign, Blue, Alliance Logo	Point-of-Sale	1
MKT_SIGN_AOL2	+0.00	Signage, 24" Width, 12" Height, Aluminum Sign, Blue, Alliance Logo	Point-of-Sale	1
MKT_SIGN_BLK	+0.00	Signage, 24" Width, 12" Height, Aluminum Sign, Black Overcoat	Point-of-Sale	1
MKT_BNR_AOL	+0.00	Signage, 5' Width, 3' Height, Vinyl Grommeted Banner, Blue, Alliance Logo	Point-of-Sale	1
MKT_DECAL	+0.00	Outdoor Vehicle Decal, UV-Resistant, Blue, Alliance Logo	Point-of-Sale	1
MKT_TBL_SKRT	+0.00	Table Skirt, for 6' Tables, Blue, Alliance Logo	Point-of-Sale	1
MKT_IT2_PU_BANNER	+0.00	Signage, Retractable Pull Up Banner, 33" Width, 79" Height, it2 Transformer Promotion	Point-of-Sale	1

Alliance Outdoor Lighting warrants its products against defects in material and workmanship. Without charge, Alliance Outdoor Lighting will either repair or replace (Alliance Outdoor Lighting reserves the right to decide between repair or replacement) any properly installed Alliance Outdoor Lighting product that fails under normal operating conditions within the specified warranty period.

Damage due to acts of nature, such as, but not limited to, lightning, flooding, explosions and earthquakes, are not covered.

- **Brass, Copper & Bronze Fixtures:**

All have a lifetime warranty for all castings and housings.

- **IT2 Series Transformers:**

All IT2 series transformers carry a lifetime warranty on enclosures. All transformer windings carry a lifetime warranty.

- **XF Series Transformers:**

All XF series transformers carry a lifetime warranty on enclosures. All transformer windings carry a lifetime warranty.

- **TF Series Transformers:**

Two year warranty.

- **bt and Integrated LED fixtures:**

All Alliance LED integrated fixtures carry a 10 year warranty.

- **bt and LED Lamps:**

Ten year warranty.

- **iTimerPRO:**

Ten year warranty.

- **Timers and Photocells:**

Do not carry a warranty.

All products are warranted from the date of invoice, provided it is returned to the Alliance Outdoor Lighting distributor from where it is purchased. Our factory inspection determines it to be defective under the terms of the warranty. This warranty covers only equipment manufactured by Alliance Outdoor Lighting and does not extend to transportation, installation, labor compensation, or replacement charges, nor does it apply to any equipment of another manufacturer used in conjunction with Alliance Outdoor Lighting equipment.

NOTE: All Alliance Outdoor Lighting products are designed to be repaired in the field by a qualified lighting installer. All service parts are readily available and we encourage field repairs as a significant cost and labor savings which can be realized by the installer. All warranted components, as stated in the above warranty, which are installed in the field, will be honored.

Any Alliance product being returned must receive approval and a Return Goods Authorization number from Customer Service prior to sending product back. All returned product is subject to a 25 percent restocking fee. Product must be returned within six (6) months of order date. All product returned must be in its original packaging, be undamaged and unused and never powered up. Product not meeting these criteria will be returned to original sender. Products with specialty finishes or custom builds are not returnable.

ALLIANCE

OUTDOOR LIGHTING



AllianceOutdoorLighting.com



1.888.BT.LIGHT



orderdesk@allianceoutdoorlighting.com